

# Anti-PAK2 (7H3) Mouse antibody



Catalog Number: 168532

## Product name

Anti-PAK2 (7H3) Mouse antibody

## Specificity

Human, Monkey

## Antibody description

PAK2 (7H3) Mouse monoclonal antibody

## Preparation

Antigen: Purified recombinant fragment of PAK2 expressed in E. Coli.

## Formulation

Ascitic fluid containing 0.03% sodium azide.

## Storage

Store at 4°C short term. Store at -20°C long term. Avoid freeze / thaw cycle.

## Clonality

Monoclonal

## Ig Type

Mouse IgG1

## Applications

WB, IHC-P, ICC/IF

## Dilutions

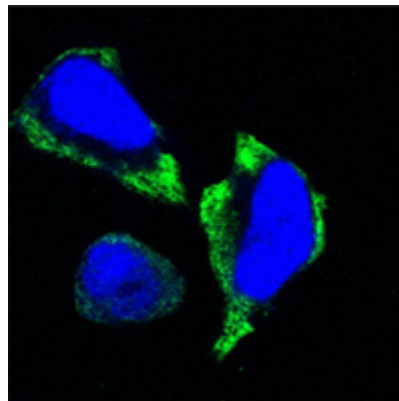
WB: 1/500 - 1/2000

IHC: 1/200 - 1/1000

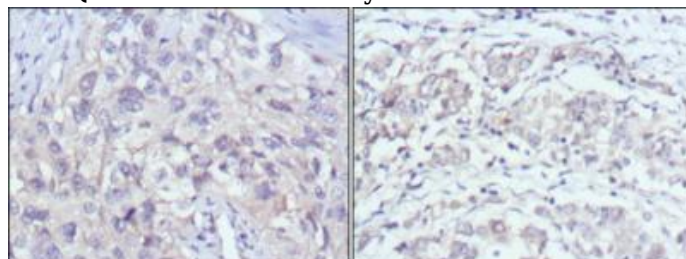
ICC: 1/200 - 1/1000

ELISA: 1/10000

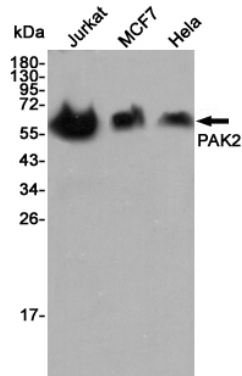
## Validations



Confocal immunofluorescence analysis of HeLa cells using PAK2 mouse mAb (green). Blue: DRAQ5 fluorescent DNA dye.



Immunohistochemical analysis of paraffin-embedded human lung cancer (left) and gastric cancer (right) using PAK2 mouse mAb with DAB



staining.

Western blot detection of PAK2 in Jurkat, MCF7 and HeLa cell lysates using PAK2 mouse mAb (1:5000 diluted). Predicted band size: 61 kDa. Observed band size: 61 kDa.