

DDX46 antibody

Catalog Number: 109832

Product name

DDX46 antibody

IP: 1:500-1:5000

IF: 1:10-1:100

Specificity

Human, Mouse, Rat; other species not tested.

Antibody description

DDX46 Rabbit Polyclonal antibody. Positive WB detected in HEK-293 cells, HeLa cells, NIH/3T3 cells. Positive IP detected in NIH/3T3 cells. Positive IF detected in HepG2 cells. Observed molecular weight by Western-blot: 120-125 kDa

Preparation

This antibody was obtained by immunization of DDX46 recombinant protein (Accession Number: NM_014829). Purification method: Antigen affinity purified.

Formulation

PBS with 0.02% sodium azide and 50% glycerol pH 7.3.

Storage

Store at -20°C. DO NOT ALIQUOT

Clonality

Polyclonal

Ig Type

Rabbit IgG

Applications


ELISA, WB, IF, IP

Dilutions

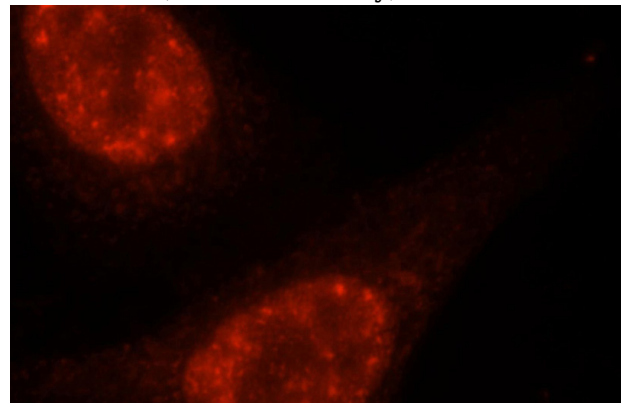
Recommended Dilution:

WB: 1:500-1:5000

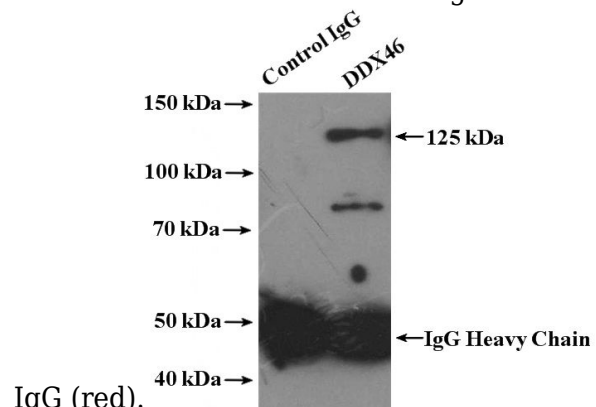
Validations



HEK-293 cells were subjected to SDS PAGE followed by western blot with Catalog No:109832(DDX46 antibody) at dilution of 1:500



Immunofluorescent analysis of HepG2 cells, using DDX46 antibody Catalog No:109832 at 1:25 dilution and Rhodamine-labeled goat anti-rabbit



IgG (red).

IP Result of anti-DDX46 (IP:Catalog No:109832,

DDX46 antibody



Catalog Number: 109832

4ug; Detection:Catalog No:109832 1:1000) with NIH/3T3 cells lysate 2000ug.