

CD37 antibody

Catalog Number: 109032

Product name

CD37 antibody

Specificity

Human, Mouse, Rat; other species not tested.

Antibody description

CD37 Rabbit Polyclonal antibody. Positive WB detected in rat spleen tissue, HeLa cells, human spleen tissue. Positive IHC detected in human tonsillitis tissue, human spleen tissue. Observed molecular weight by Western-blot: 40-52 kDa

Preparation

This antibody was obtained by immunization of CD37 recombinant protein (Accession Number: NM_001774). Purification method: Antigen affinity purified.

Formulation

PBS with 0.1% sodium azide and 50% glycerol pH 7.3.

Storage

Store at -20°C. DO NOT ALIQUOT

Clonality

Polyclonal

Ig Type

Rabbit IgG

Applications

ELISA, IHC, WB


Dilutions

Recommended Dilution:

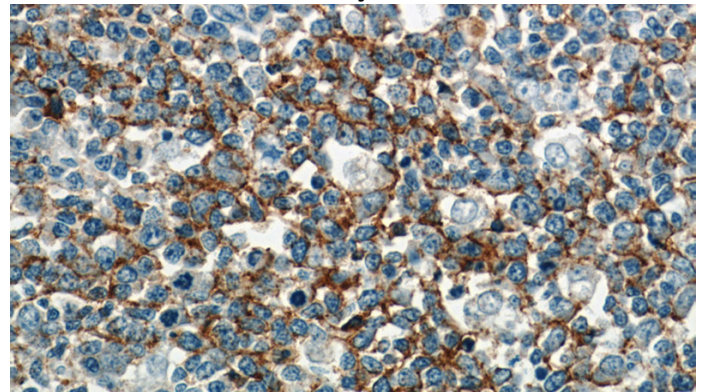
WB: 1:200-1:1000

IHC: 1:20-1:200

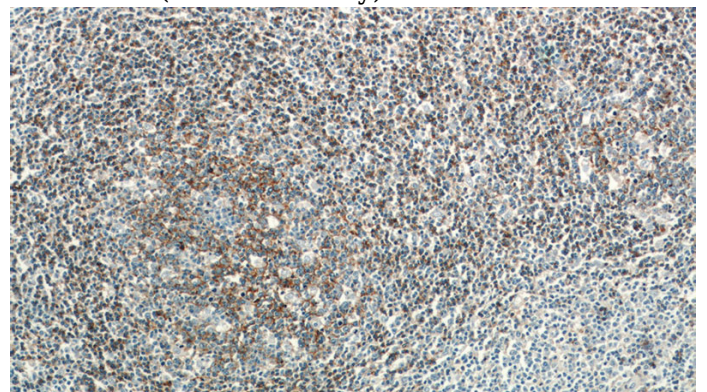
Validations



rat spleen tissue were subjected to SDS PAGE followed by western blot with Catalog No:109032(CD37 Antibody) at dilution of 1:300



Immunohistochemistry of paraffin-embedded human tonsillitis slide using Catalog No:109032(CD37 Antibody) at dilution of 1:50



Immunohistochemistry of paraffin-embedded human tonsillitis slide using Catalog No:109032(CD37 Antibody) at dilution of 1:50