

STK38 antibody

Catalog Number: 115722

Product name

STK38 antibody

IP: 1:200-1:1000

IF: 1:20-1:200

Specificity

Human; other species not tested.

Antibody description

STK38 Rabbit Polyclonal antibody. Positive IF detected in MCF-7 cells. Positive WB detected in MCF7 cells, HEK-293 cells, HeLa cells. Positive IP detected in MCF-7 cells. Observed molecular weight by Western-blot: 55 kDa

Preparation

This antibody was obtained by immunization of STK38 recombinant protein (Accession Number: NM_001305102). Purification method: Antigen affinity purified.

Formulation

PBS with 0.02% sodium azide and 50% glycerol pH 7.3.

Storage

Store at -20°C. DO NOT ALIQUOT

Clonality

Polyclonal

Ig Type

Rabbit IgG

Applications


ELISA, WB, IF, IP

Dilutions

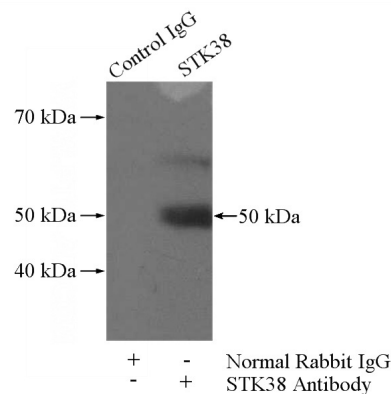
Recommended Dilution:

WB: 1:200-1:2000

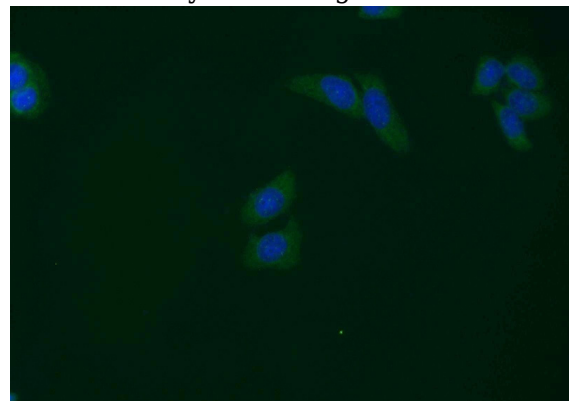
Validations



MCF7 cells were subjected to SDS PAGE followed by western blot with Catalog No:115722(STK38 antibody) at dilution of 1:500



IP Result of anti-STK38 (IP:Catalog No:115722, 4ug; Detection:Catalog No:115722 1:300) with MCF-7 cells lysate 800ug.



Immunofluorescent analysis of MCF-7 cells using Catalog No:115722(STK38 Antibody) at dilution of

STK38 antibody



Catalog Number: 115722

1:50 and Alexa Fluor 488-conjugated AffiniPure

Goat Anti-Rabbit IgG(H+L)