

Peroxiredoxin 3 antibody



Catalog Number: 113722

Product name

Peroxiredoxin 3 antibody

Specificity

Human, Mouse, Rat; other species not tested.

Antibody description

Peroxiredoxin 3 Rabbit Polyclonal antibody. Positive WB detected in MCF7 cells, HEK-293 cells, HeLa cells, HepG2 cells, Jurkat cells, mouse brain tissue, mouse liver tissue. Positive IHC detected in human breast cancer tissue. Observed molecular weight by Western-blot: 26-28 kDa

Preparation

This antibody was obtained by immunization of Peptide (Accession Number: NM_006793). Purification method: Antigen affinity purified.

Formulation

PBS with 0.02% sodium azide and 50% glycerol pH 7.3.

Storage

Store at -20°C. DO NOT ALIQUOT

Clonality

Polyclonal

Ig Type

Rabbit IgG

Applications

ELISA, WB, IHC

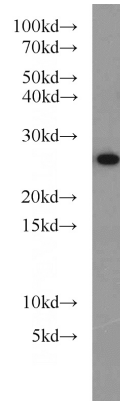
Dilutions

Recommended Dilution:

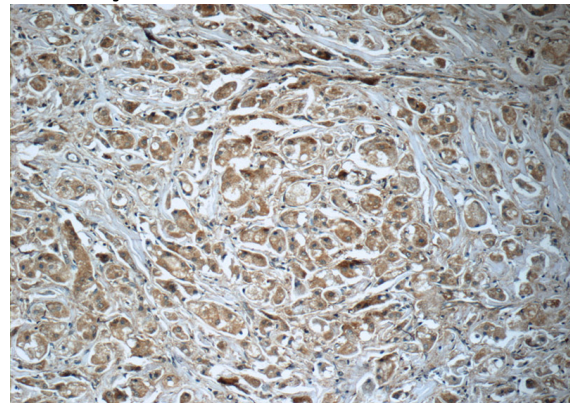
WB: 1:200-1:2000

IHC: 1:20-1:200

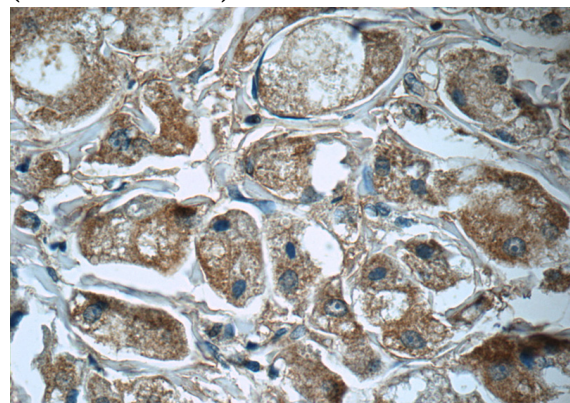
Validations



MCF7 cells were subjected to SDS PAGE followed by western blot with Catalog No:113722(Prx III antibody) at dilution of 1:400



Immunohistochemistry of paraffin-embedded human breast cancer tissue slide using Catalog No:113722(Prx III Antibody) at dilution of 1:50 (under 10x lens)



Immunohistochemistry of paraffin-embedded human breast cancer tissue slide using Catalog

Peroxiredoxin 3 antibody



Catalog Number: 113722

No:113722(Prx III Antibody) at dilution of 1:50 (under 40x lens)