

# N-cadherin antibody



Catalog Number: 107322

## Product name

N-cadherin antibody

## Specificity

Human, Pig, Mouse, Rat; other species not tested.

## Antibody description

N-cadherin Mouse Monoclonal antibody. Positive IHC detected in human heart tissue. Positive WB detected in human heart tissue, pig brain tissue. Observed molecular weight by Western-blot: 120 kDa

## Preparation

This antibody was obtained by immunization of N-cadherin recombinant protein (Accession Number: NM\_001792). Purification method: Protein G purified.

## Formulation

PBS with 0.02% sodium azide and 50% glycerol pH 7.3.

## Storage

Store at -20°C. DO NOT ALIQUOT

## Clonality

Monoclonal

## Ig Type

Mouse IgG1

## Applications

ELISA, IHC, WB

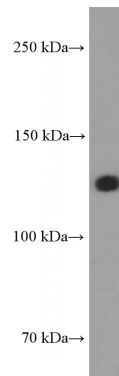
## Dilutions

Recommended Dilution:

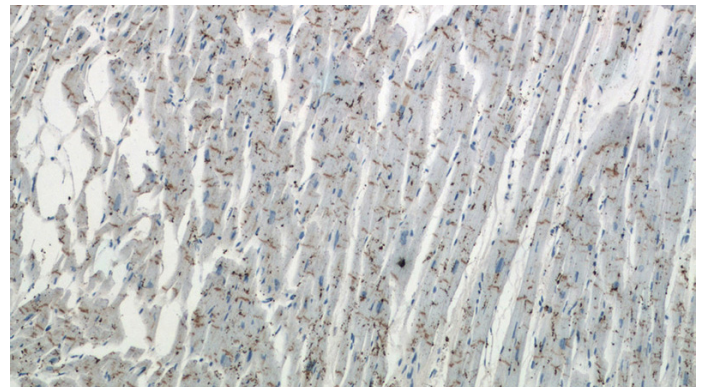
WB: 1:1000-1:10000

IHC: 1:20-1:200

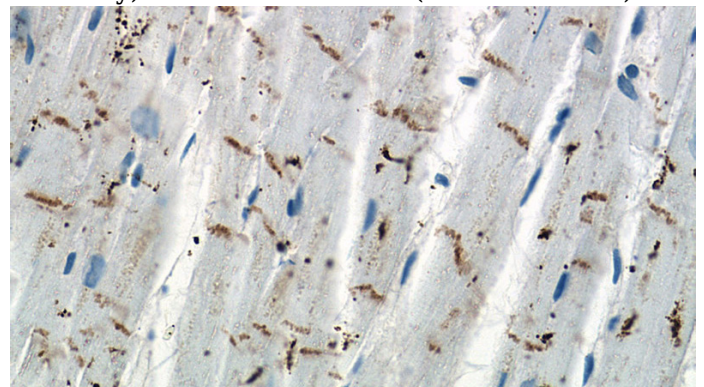
## Validations



human heart tissue were subjected to SDS PAGE followed by western blot with Catalog No:107322(N-cadherin Antibody) at dilution of 1:2000



Immunohistochemistry of paraffin-embedded human heart tissue slide using (N-cadherin Antibody) at dilution of 1:200 (under 10x lens)



Immunohistochemistry of paraffin-embedded human heart tissue slide using (N-cadherin Antibody) at dilution of 1:200 (under 40x lens)