

PDIR antibody

Catalog Number: 113622

Product name

PDIR antibody

WB: 1:500-1:5000

IHC: 1:20-1:200

Specificity

Human, Mouse, Rat; other species not tested.

Antibody description

PDIR Rabbit Polyclonal antibody. Positive IHC detected in human placenta tissue, human liver tissue, human ovary tissue, human spleen tissue, human testis tissue. Positive WB detected in mouse liver tissue. Observed molecular weight by Western-blot: 60kd

Preparation

This antibody was obtained by immunization of PDIR recombinant protein (Accession Number: BC001625). Purification method: Antigen affinity purified.

Formulation

PBS with 0.02% sodium azide and 50% glycerol pH 7.3.

Storage

Store at -20°C. DO NOT ALIQUOT

Clonality

Polyclonal

Ig Type

Rabbit IgG


Applications

ELISA, WB, IHC

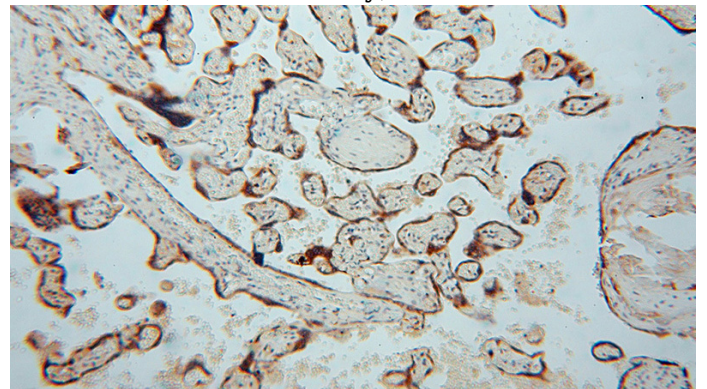
Dilutions

Recommended Dilution:

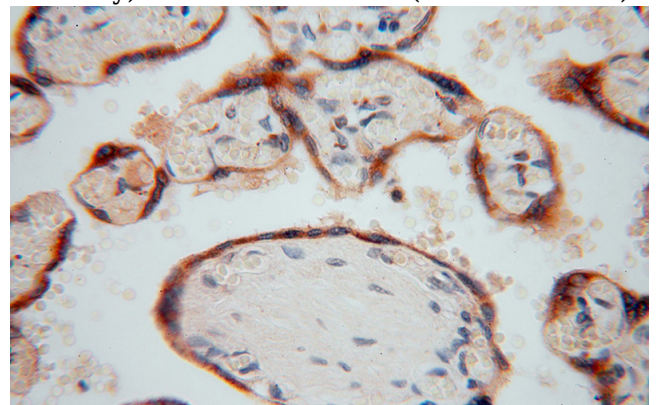
Validations



mouse liver tissue were subjected to SDS PAGE followed by western blot with Catalog No:113622(PDIA5 antibody) at dilution of 1:1500



Immunohistochemical of paraffin-embedded human placenta using Catalog No:113622(PDIA5 antibody) at dilution of 1:100 (under 10x lens)



Immunohistochemical of paraffin-embedded human placenta using Catalog No:113622(PDIA5 antibody) at dilution of 1:100 (under 40x lens)