

GRP94 antibody

Catalog Number: 111222

Product name

GRP94 antibody

Specificity

Human, Mouse, Rat; other species not tested.

Antibody description

GRP94 Rabbit Polyclonal antibody. Positive FC detected in MCF-7 cells. Positive IHC detected in human breast cancer tissue, human lung cancer tissue. Positive IF detected in MCF-7 cells, HEK-293 cells. Positive IP detected in MCF-7 cells. Positive WB detected in A549 cells, HEK-293 cells, K-562 cells, MCF7 cells, NIH/3T3 cells. Observed molecular weight by Western-blot: 94 kDa

Preparation

This antibody was obtained by immunization of GRP94 recombinant protein (Accession Number: BC009195). Purification method: Antigen affinity purified.

Formulation

PBS with 0.1% sodium azide and 50% glycerol pH 7.3.

Storage

Store at -20°C. DO NOT ALIQUOT

Clonality

Polyclonal

Ig Type

Rabbit IgG

Applications

ELISA, WB, IHC, FC, IF, IP

Dilutions

Recommended Dilution:


WB: 1:200-1:2000

IP: 1:200-1:2000

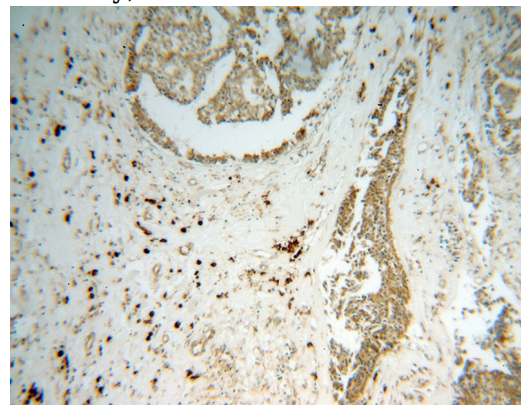
IHC: 1:20-1:200

IF: 1:20-1:200

Validations



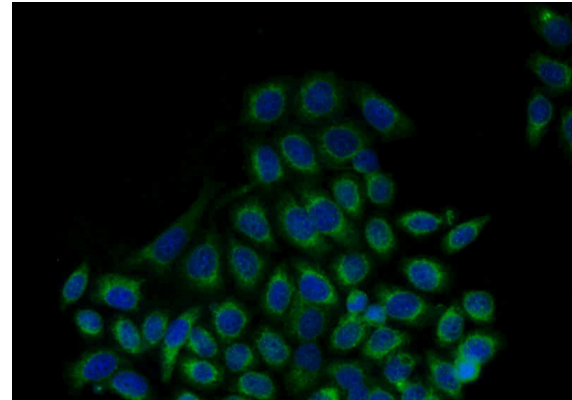
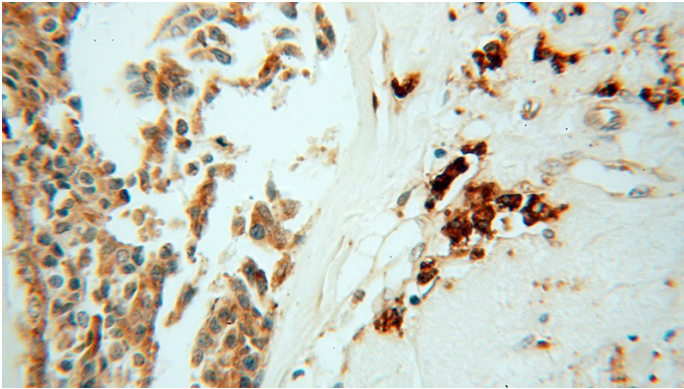
A549 cells were subjected to SDS PAGE followed by western blot with Catalog No:111222(HSP90B1 antibody) at dilution of 1:1000



Immunohistochemical of paraffin-embedded human breast cancer using Catalog No:111222(HSP90B1 antibody) at dilution of 1:50 (under 10x lens)

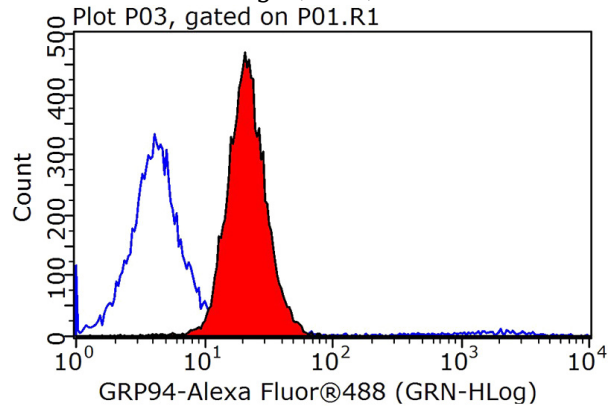
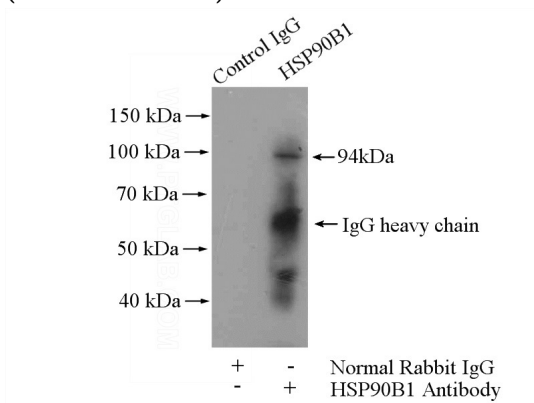
GRP94 antibody

Catalog Number: 111222



Immunohistochemical of paraffin-embedded human breast cancer using Catalog No:111222(HSP90B1 antibody) at dilution of 1:50 (under 40x lens)

Immunofluorescent analysis of MCF-7 cells using Catalog No:111222(GRP94 Antibody) at dilution of 1:50 and Alexa Fluor 488-conjugated AffiniPure Goat Anti-Rabbit IgG(H+L)



IP Result of anti-GRP94 (IP:Catalog No:111222, 4ug; Detection:Catalog No:111222 1:500) with MCF-7 cells lysate 4000ug.

1X10⁶ MCF-7 cells were stained with 0.2ug GRP94 antibody (Catalog No:111222, red) and control antibody (blue). Fixed with 90% MeOH blocked with 3% BSA (30 min). Alexa Fluor 488-conjugated AffiniPure Goat Anti-Rabbit IgG(H+L) with dilution 1:1000.