

SP100 antibody

Catalog Number: 115522

Product name

SP100 antibody

Specificity

Human; other species not tested.

Antibody description

SP100 Rabbit Polyclonal antibody. Positive IHC detected in human ovary tumor tissue. Positive WB detected in Jurkat cells. Observed molecular weight by Western-blot: 100 kDa

Preparation

This antibody was obtained by immunization of SP100 recombinant protein (Accession Number: NM_001206702). Purification method: Antigen affinity purified.

Formulation

PBS with 0.1% sodium azide and 50% glycerol pH 7.3.

Storage

Store at -20°C. DO NOT ALIQUOT

Clonality

Polyclonal

Ig Type

Rabbit IgG

Applications

ELISA, WB, IHC


Dilutions

Recommended Dilution:

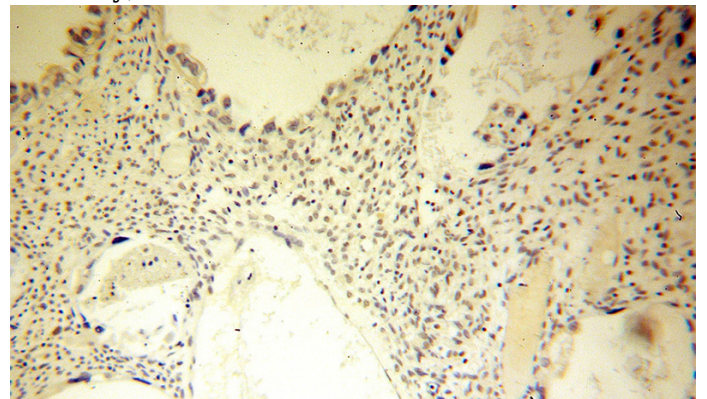
WB: 1:200-1:2000

IHC: 1:20-1:200

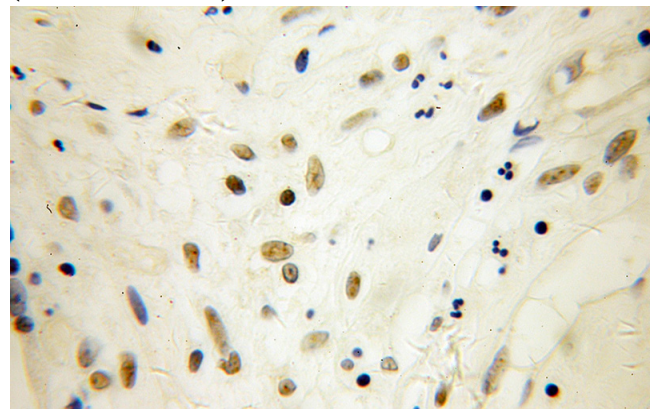
Validations



Jurkat cells were subjected to SDS PAGE followed by western blot with Catalog No:115522(SP100 antibody) at dilution of 1:400



Immunohistochemical of paraffin-embedded human ovary tumor using Catalog No:115522(SP100 antibody) at dilution of 1:50 (under 10x lens)



Immunohistochemical of paraffin-embedded human ovary tumor using Catalog No:115522(SP100 antibody) at dilution of 1:50 (under 40x lens)