

Anti-BHLHB9 antibody



Catalog Number: 175122

Product name

Anti-BHLHB9 antibody

Specificity

Human, Mouse

Antibody description

Rabbit polyclonal antibody to BHLHB9

Preparation

This antigen of this antibody was peptide

Formulation

Liquid, 1*PBS (pH7.4), 0.2% BSA, 50% Glycerol.
Preservative: 0.05% Sodium Azide.

Storage

Store at +4°C after thawing. Aliquot store at -20°C or -80°C. Avoid repeated freeze / thaw cycles.

Clonality

Polyclonal

Ig Type

Rabbit IgG

Applications

WB, ICC, IHC-P

Dilutions

WB: 1:500

ICC: 1:50-1:200

IHC-P: 1:50-1:200

Validations

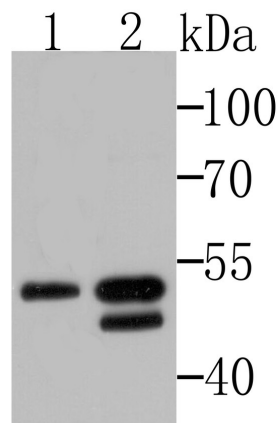


Fig1: Western blot analysis of BHLHB9 on U937 and SH-SY-5Y cell lysates using anti-BHLHB9 antibody at 1/500 dilution.

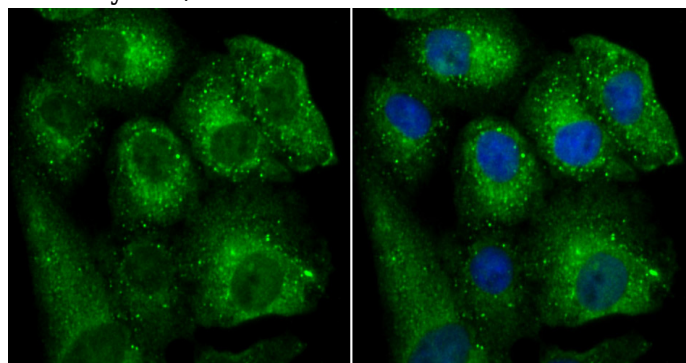


Fig2: ICC staining BHLHB9 in A549 cells (green). The nuclear counter stain is DAPI (blue). Cells were fixed in paraformaldehyde, permeabilised with 0.25% Triton X100/PBS.

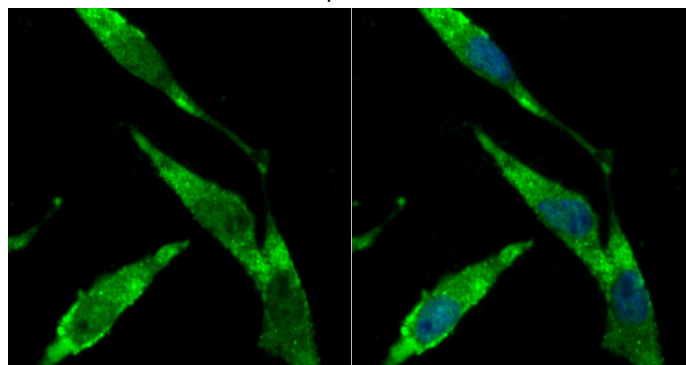


Fig3: ICC staining BHLHB9 in SH-SY-5Y cells (green). The nuclear counter stain is DAPI (blue). Cells were fixed in paraformaldehyde, permeabilised with 0.25% Triton X100/PBS.

Anti-BHLHB9 antibody

Catalog Number: 175122

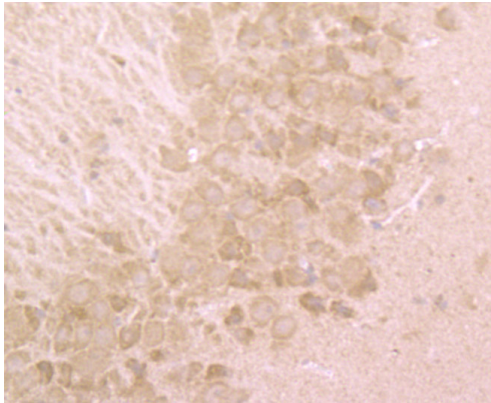


Fig4: Immunohistochemical analysis of paraffin-embedded mouse brain tissue using anti-BHLHB9 antibody. Counter stained with hematoxylin.