

# ACTN4 antibody



Catalog Number: 107712

## Product name

ACTN4 antibody

## Specificity

Human, Mouse, Rat; other species not tested.

## Antibody description

ACTN4 Rabbit Polyclonal antibody. Positive FC detected in HeLa cells. Positive IHC detected in human breast cancer tissue, human lung cancer tissue. Positive IF detected in MCF-7 cells, HeLa cells. Positive WB detected in HepG2 cells, HeLa cells, HT-1080 cells, MCF7 cells, mouse liver tissue, mouse skeletal muscle tissue, NIH/3T3 cells, rat skeletal muscle tissue. Positive IP detected in HeLa cells. Observed molecular weight by Western-blot: 100-105 kDa

## Preparation

This antibody was obtained by immunization of ACTN4 recombinant protein (Accession Number: NM\_004924). Purification method: Antigen affinity purified.

## Formulation

PBS with 0.02% sodium azide and 50% glycerol pH 7.3.

## Storage

Store at -20°C. DO NOT ALIQUOT

## Clonality

Polyclonal

## Ig Type

Rabbit IgG

## Applications

ELISA, WB, IHC, IF, IP, FC

## Dilutions

Recommended Dilution:


WB: 1:500-1:5000

IP: 1:500-1:5000

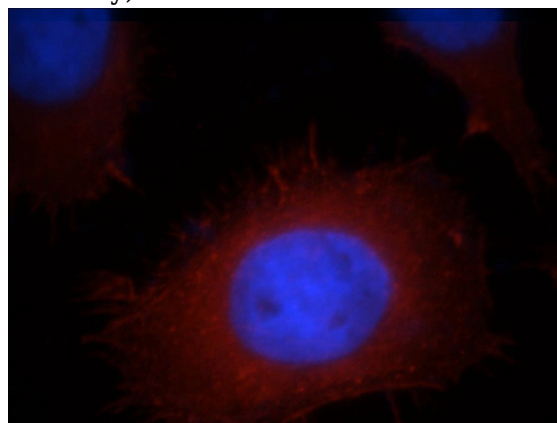
IHC: 1:20-1:200

IF: 1:10-1:100

## Validations



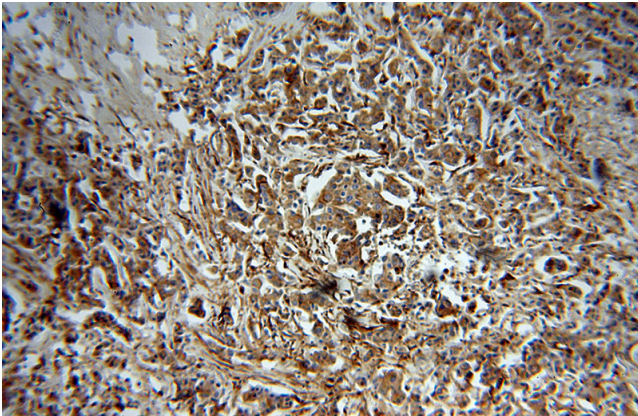
HepG2 cells were subjected to SDS PAGE followed by western blot with Catalog No:107712(ACTN4 antibody) at dilution of 1:500



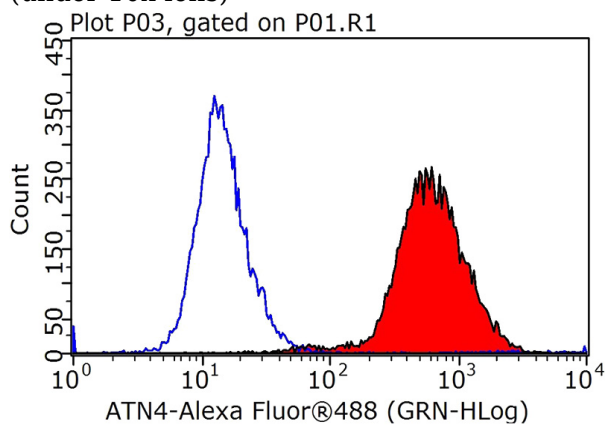
Immunofluorescent analysis of MCF-7 cells, using ACTN4 antibody Catalog No:107712 at 1:25 dilution and Rhodamine-labeled goat anti-rabbit IgG (red). Blue pseudocolor = DAPI (fluorescent DNA dye).

# ACTN4 antibody

Catalog Number: 107712

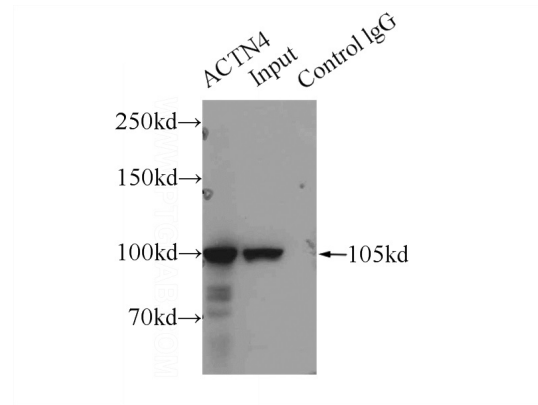


Immunohistochemical of paraffin-embedded human breast cancer using Catalog No:107712(ACTN4 antibody) at dilution of 1:100 (under 10x lens)

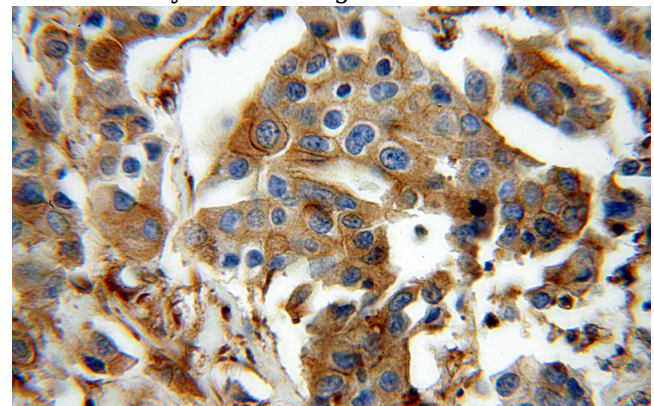


1X10<sup>6</sup> HeLa cells were stained with 0.2ug ACTN4 antibody (Catalog No:107712, red) and control antibody (blue). Fixed with 90% MeOH blocked with 3% BSA (30 min). Alexa Fluor 488-

conjugated AffiniPure Goat Anti-Rabbit IgG(H+L) with dilution 1:1000.



IP Result of anti-ACTN4 (IP:Catalog No:107712, 5ug; Detection:Catalog No:107712 1:1000) with HeLa cells lysate 3000ug.



Immunohistochemical of paraffin-embedded human breast cancer using Catalog No:107712(ACTN4 antibody) at dilution of 1:100 (under 40x lens)