

HTR4 antibody

Catalog Number: 111712

Product name

HTR4 antibody

IHC: 1:20-1:200

IF: 1:50-1:500


Specificity

Human, Mouse; other species not tested.

Validations

Antibody description

HTR4 Rabbit Polyclonal antibody. Positive WB detected in mouse liver tissue. Positive IHC detected in human prostate hyperplasia tissue. Positive IF detected in HeLa cells. Observed molecular weight by Western-blot: 35-38 kDa



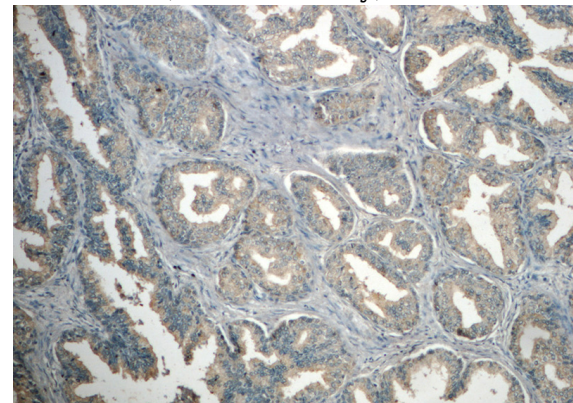
Preparation

This antibody was obtained by immunization of HTR4 recombinant protein (Accession Number: NM_000870). Purification method: Antigen affinity purified.

mouse liver tissue were subjected to SDS PAGE followed by western blot with Catalog No:111712(HTR4 antibody) at dilution of 1:500

Formulation

PBS with 0.1% sodium azide and 50% glycerol pH 7.3.



Storage

Store at -20°C. DO NOT ALIQUOT

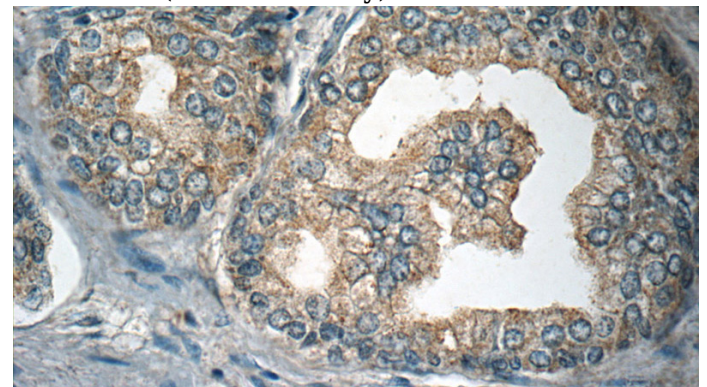
Clonality

Polyclonal

Immunohistochemistry of paraffin-embedded human prostate hyperplasia slide using Catalog No:111712(HTR4 Antibody) at dilution of 1:50

Ig Type

Rabbit IgG



Applications

ELISA, WB, IHC, IF

Dilutions

Recommended Dilution:

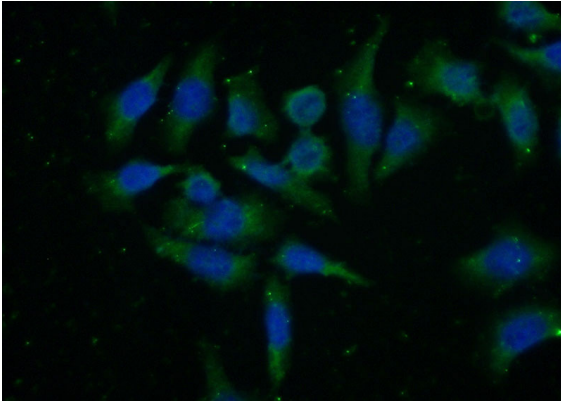
WB: 1:200-1:2000

Immunohistochemistry of paraffin-embedded human prostate hyperplasia slide using Catalog

HTR4 antibody

Catalog Number: 111712

No:111712(HTR4 Antibody) at dilution of 1:50



Immunofluorescent analysis of (-20oc Ethanol) fixed HeLa cells using Catalog No:111712(HTR4 Antibody) at dilution of 1:100 and Alexa Fluor 488-conjugated AffiniPure Goat Anti-Rabbit IgG(H+L)