

# FOXP4 antibody

Catalog Number: 110712

## Product name

FOXP4 antibody

IP: 1:200-1:1000

IHC: 1:20-1:200

## Specificity

Human, Mouse, Rat; other species not tested.

## Antibody description

FOXP4 Rabbit Polyclonal antibody. Positive WB detected in human heart tissue. Positive IP detected in mouse lung tissue. Positive IHC detected in human ovary tissue. Observed molecular weight by Western-blot: 73 kDa

## Preparation

This antibody was obtained by immunization of FOXP4 recombinant protein (Accession Number: NM\_001012427). Purification method: Antigen affinity purified.

## Formulation

PBS with 0.02% sodium azide and 50% glycerol pH 7.3.

## Storage

Store at -20°C. DO NOT ALIQUOT

## Clonality

Polyclonal

## Ig Type

Rabbit IgG

## Applications


ELISA, WB, IHC, IP

## Dilutions

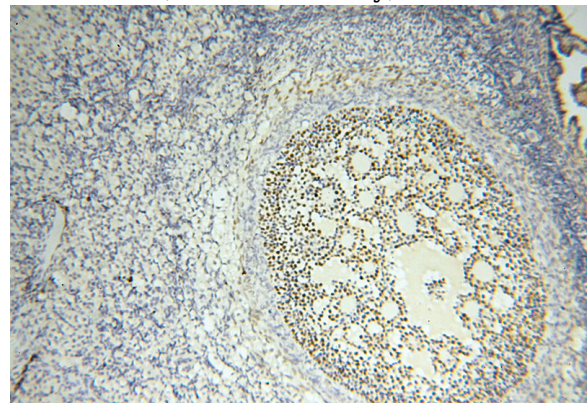
Recommended Dilution:

WB: 1:500-1:5000


## Validations



human heart tissue were subjected to SDS PAGE followed by western blot with Catalog No:110712(FOXP4 antibody) at dilution of 1:800



Immunohistochemical of paraffin-embedded human ovary using Catalog No:110712(FOXP4 antibody) at dilution of 1:100 (under 10x lens)



IP Result of anti-FOXP4 (IP:Catalog No:110712, 4ug; Detection:Catalog No:110712 1:300) with

# FOXP4 antibody



Catalog Number: 110712

---

mouse lung tissue lysate 4000ug.