

PTP4A3 antibody



Catalog Number: 114312

Product name

PTP4A3 antibody

Recommended Dilution:

WB: 1:200-1:2000

Immunogen

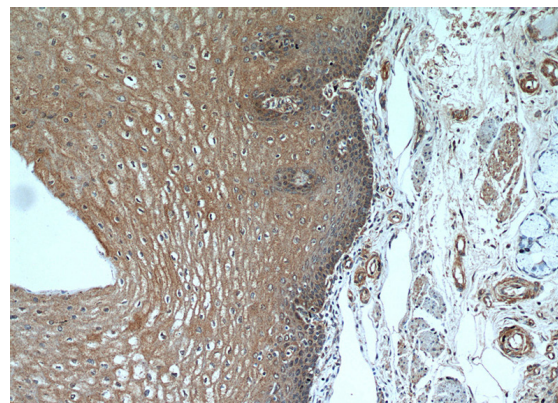
IHC: 1:20-1:200

[Human PRL3 Recombinant protein \(GST tag\)](#)

Validations

Specificity

Human, Mouse, Rat; other species not tested.



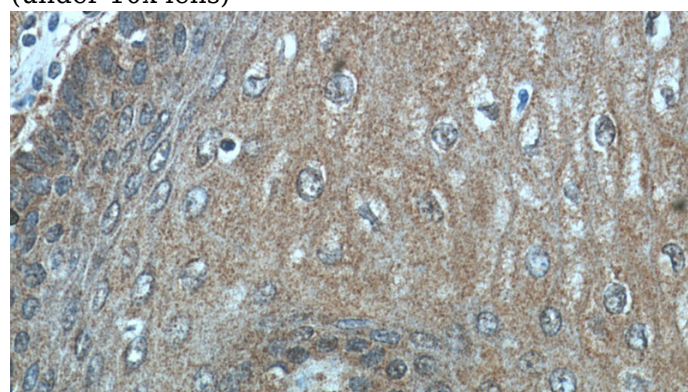
Antibody description

PTP4A3 Rabbit Polyclonal antibody. Positive IHC detected in human oesophagus tissue, human heart tissue, human oesophagus cancer tissue. Positive WB detected in Transfected HEK-293 cells.

Immunohistochemical of paraffin-embedded human oesophagus using Catalog No:114312(PTP4A3 antibody) at dilution of 1:50 (under 10x lens)

Preparation

This antibody was obtained by immunization of PTP4A3 recombinant protein (Accession Number: XM_047421298). Purification method: Antigen affinity purified.



Formulation

PBS with 0.1% sodium azide and 50% glycerol pH 7.3.

Storage

Store at -20°C. DO NOT ALIQUOT

Clonality

Polyclonal

Immunohistochemical of paraffin-embedded human oesophagus using Catalog No:114312(PTP4A3 antibody) at dilution of 1:50 (under 40x lens)

Ig Type

Rabbit IgG

Applications

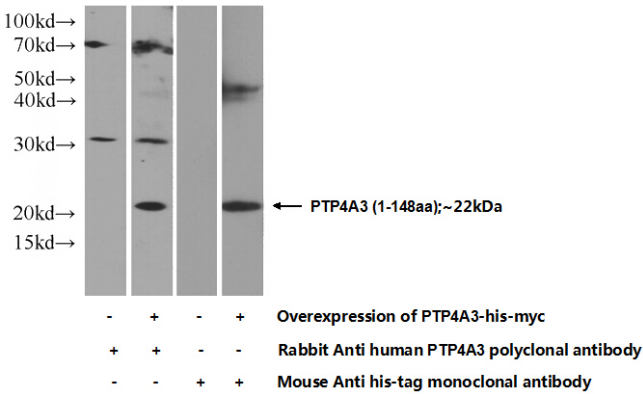
ELISA, IHC, WB

Dilutions

PTP4A3 antibody



Catalog Number: 114312



Transfected HEK-293 cells were subjected to SDS PAGE followed by western blot with Catalog No:114312(PRL3 Antibody) at dilution of 1:500