

ASB17 antibody

Catalog Number: 108212

Product name

ASB17 antibody

Specificity

Human, Mouse, Rat; other species not tested.

Antibody description

ASB17 Rabbit Polyclonal antibody. Positive IHC detected in human testis tissue. Positive WB detected in mouse spleen tissue. Observed molecular weight by Western-blot: 34kd

Preparation

This antibody was obtained by immunization of ASB17 recombinant protein (Accession Number: NM_080868). Purification method: Antigen affinity purified.

Formulation

PBS with 0.02% sodium azide and 50% glycerol pH 7.3.

Storage

Store at -20°C. DO NOT ALIQUOT

Clonality

Polyclonal

Ig Type

Rabbit IgG

Applications

ELISA, WB, IHC


Dilutions

Recommended Dilution:

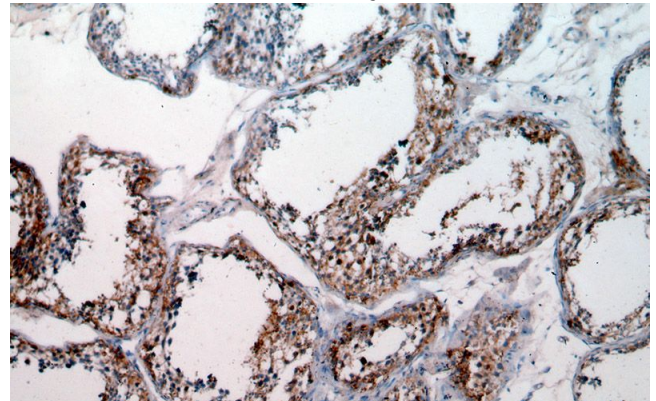
WB: 1:200-1:2000

IHC: 1:20-1:200

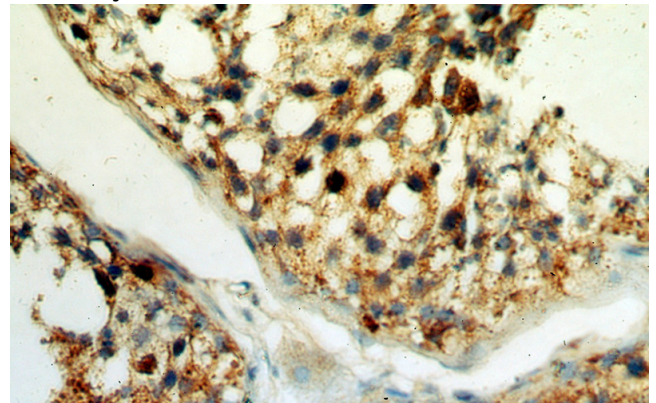
Validations



mouse spleen tissue were subjected to SDS PAGE followed by western blot with Catalog No:108212(ASB17 antibody) at dilution of 1:600



Immunohistochemical of paraffin-embedded human testis using Catalog No:108212(ASB17 antibody) at dilution of 1:50 (under 10x lens)



Immunohistochemical of paraffin-embedded human testis using Catalog No:108212(ASB17 antibody) at dilution of 1:50 (under 40x lens)