

TPPP antibody



Catalog Number: 116212

Product name

TPPP antibody

IHC: 1:20-1:200

Specificity

Human, Mouse; other species not tested.

Antibody description

TPPP Rabbit Polyclonal antibody. Positive WB detected in MCF-7 cells, mouse brain tissue. Positive IHC detected in human brain tissue, human breast cancer tissue. Observed molecular weight by Western-blot: 24-29 kDa

Preparation

This antibody was obtained by immunization of TPPP recombinant protein (Accession Number: XM_047416674). Purification method: Antigen affinity purified.

Formulation

PBS with 0.1% sodium azide and 50% glycerol pH 7.3.

Storage

Store at -20°C. DO NOT ALIQUOT

Clonality

Polyclonal

Ig Type

Rabbit IgG

Applications


ELISA, WB, IHC

Dilutions

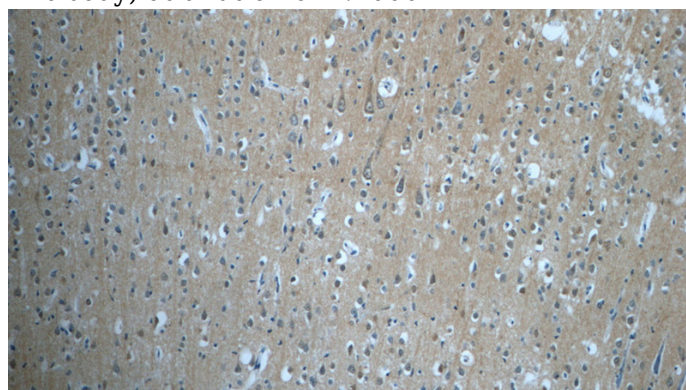
Recommended Dilution:

WB: 1:500-1:5000

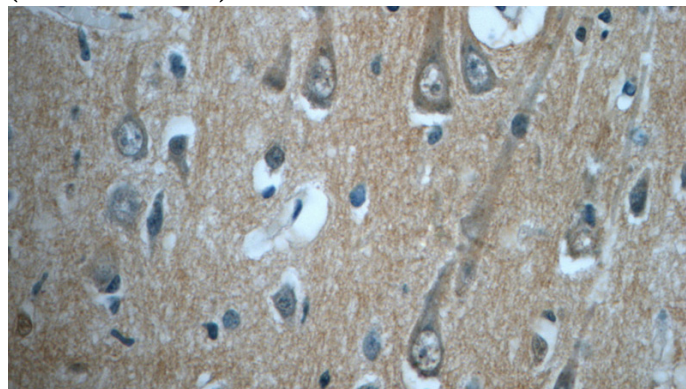
Validations



MCF-7 cells were subjected to SDS PAGE followed by western blot with Catalog No:116212(TPPP Antibody) at dilution of 1:1000



Immunohistochemistry of paraffin-embedded human brain tissue slide using Catalog No:116212(TPPP Antibody) at dilution of 1:50 (under 10x lens)



Immunohistochemistry of paraffin-embedded human brain tissue slide using Catalog No:116212(TPPP Antibody) at dilution of 1:50

TPPP antibody



Catalog Number: 116212

(under 40x lens)