

# DGKH antibody

Catalog Number: 109912

## Product name

DGKH antibody

IP: 1:200-1:2000

IHC: 1:50-1:500

## Specificity

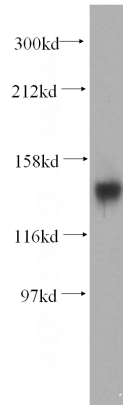
Human, Mouse, Rat; other species not tested.

IF: 1:50-1:500

## Antibody description

DGKH Rabbit Polyclonal antibody. Positive IP detected in mouse brain tissue. Positive WB detected in mouse brain tissue. Positive IHC detected in human testis tissue. Positive IF detected in SH-SY5Y cells. Observed molecular weight by Western-blot: 135 kDa

## Validations



## Preparation

This antibody was obtained by immunization of DGKH recombinant protein (Accession Number: NM\_001204505). Purification method: Antigen affinity purified.

mouse brain tissue were subjected to SDS PAGE followed by western blot with Catalog No:109912(DGKH antibody) at dilution of 1:300

## Formulation

PBS with 0.02% sodium azide and 50% glycerol pH 7.3.

## Storage

Store at -20°C. DO NOT ALIQUOT

## Clonality

Polyclonal

## Ig Type

Rabbit IgG

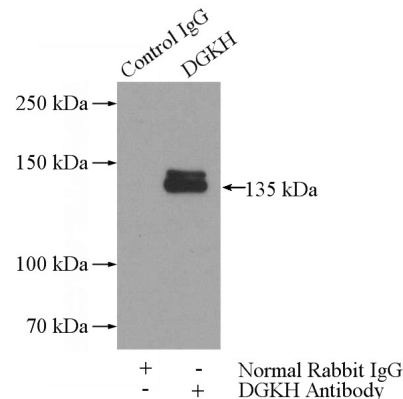
## Applications

ELISA, WB, IP, IF, IHC

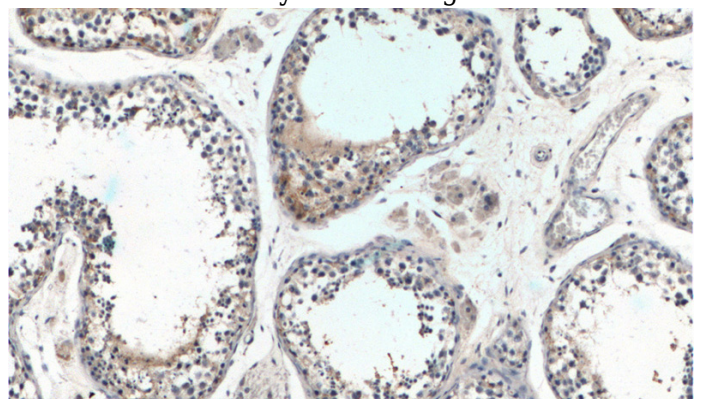
## Dilutions

Recommended Dilution:

WB: 1:500-1:5000



IP Result of anti-DGKH (IP:Catalog No:109912, 5ug; Detection:Catalog No:109912 1:500) with mouse brain tissue lysate 2640ug.

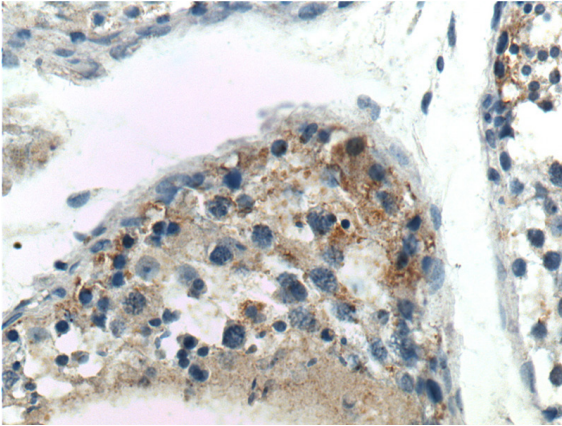


# DGKH antibody

Catalog Number: 109912

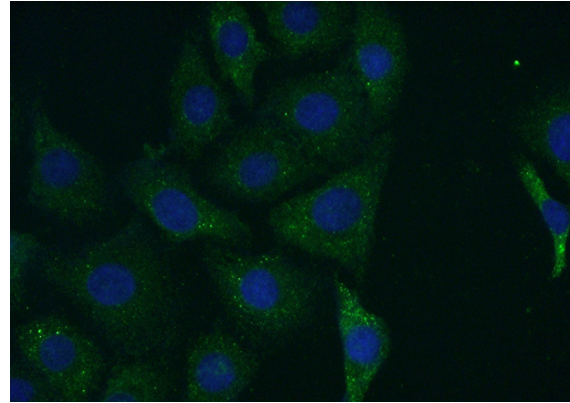
---

Immunohistochemistry of paraffin-embedded human testis tissue slide using Catalog No:109912(DGKH Antibody) at dilution of 1:200 (under 10x lens).



Immunohistochemistry of paraffin-embedded human testis tissue slide using Catalog

No:109912(DGKH Antibody) at dilution of 1:200 (under 40x lens).



Immunofluorescent analysis of (-20oc Acetone) fixed SH-SY5Y cells using Catalog No:109912(DGKH Antibody) at dilution of 1:50 and Alexa Fluor 488-conjugated AffiniPure Goat Anti-Rabbit IgG(H+L)