

Anti-Pyruvate Dehydrogenase E2 (4A4) Mouse antibody



Catalog Number: 168112

Product name

Anti-Pyruvate Dehydrogenase E2 (4A4) Mouse antibody

Specificity

Human, Mouse

Antibody description

Pyruvate Dehydrogenase E2 (4A4) Mouse monoclonal antibody

Preparation

Antigen: Purified recombinant human Pyruvate Dehydrogenase E2 protein fragments expressed in E.coli.

Formulation

Purified mouse monoclonal in buffer containing 0.1M Tris-Glycine (pH 7.4 150 mM NaCl) with 0.02% sodium azide 50% glycerol

Storage

Store at 4°C short term. Store at -20°C long term. Avoid freeze / thaw cycle.

Clonality

Monoclonal

Ig Type

Mouse IgG1

Applications

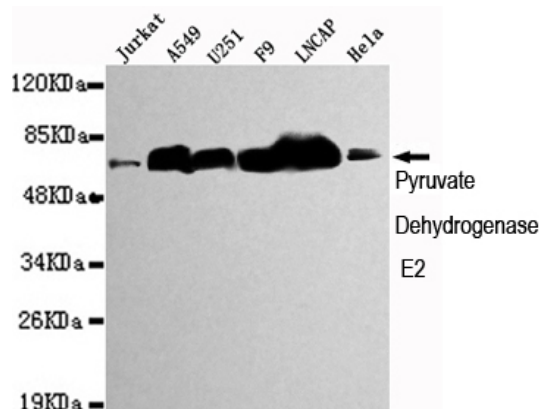
WB, ICC/IF, IP

Dilutions

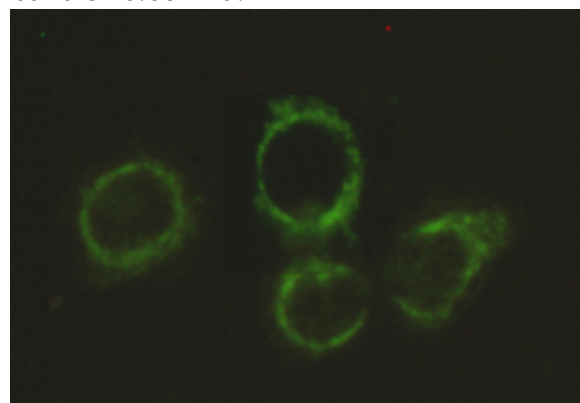
WB: 1/1000

;ICC: 1/300

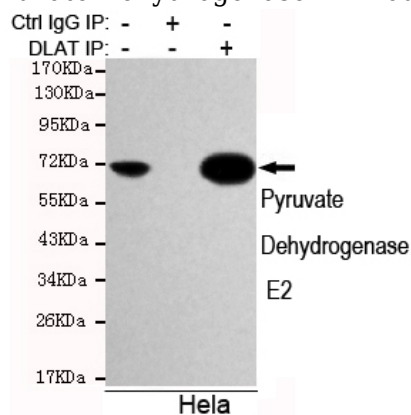
Validations



Western blot detection of Pyruvate Dehydrogenase E2 in Jurkat, A549, U251, F9, Lncap and HeLa cell lysates using Pyruvate Dehydrogenase E2 mouse mAb (1:1000 diluted). Predicted band size: 69KDa. Observed band size: 69KDa.



Immunocytochemistry stain of HeLa using Pyruvate Dehydrogenase E2 mouse mAb (1:300).



Immunoprecipitation analysis of HeLa cell lysates using Pyruvate Dehydrogenase E2 mouse mAb.