

Anti-FAM124A antibody



Catalog Number: 175412

Product name

Anti-FAM124A antibody

Specificity

Human, Mouse, Rat, Chicken, Pig, Cow, Horse, Sheep

Antibody description

Rabbit polyclonal antibody to FAM124A

Preparation

This antigen of this antibody was klh conjugated synthetic peptide derived from human fam124a 301-400/546

Formulation

Liquid, 0.01M TBS(pH7.4) with 1% BSA, 0.03% Proclin300 and 50% Glycerol.

Storage

Store at -20°C for one year. Avoid repeated freeze/thaw cycles. The lyophilized antibody is stable at room temperature for at least one month and for greater than a year when kept at -20°C. When reconstituted in sterile pH 7.4 0.01M PBS or diluent of antibody the antibody is stable for at least two weeks at 2-4°C.

Clonality

Polyclonal

Ig Type

Rabbit IgG

Applications

WB

Dilutions

WB:1:500-2000

Validations

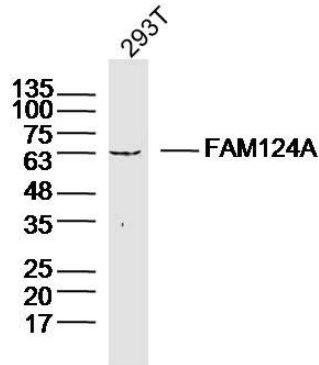


Fig1: Sample: 293T Cell (Human) Lysate at 40 ug; Primary: Anti-FAM124A at 1/300 dilution; Secondary: IRDye800CW Goat Anti-Rabbit IgG at 1/20000 dilution; Predicted band size: 60kD; Observed band size: 63kD

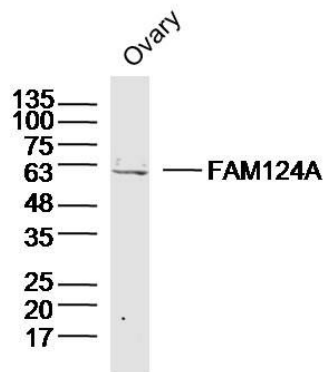


Fig2: Sample: Ovary (Mouse) Lysate at 40 ug; Primary: Anti-FAM124A at 1/300 dilution; Secondary: IRDye800CW Goat Anti-Rabbit IgG at 1/20000 dilution; Predicted band size: 60kD; Observed band size: 60kD

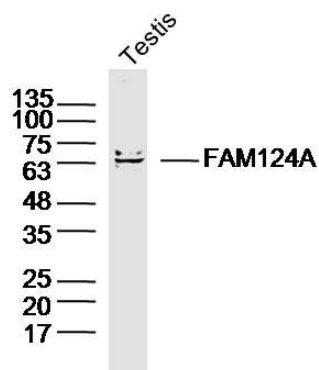


Fig3: Sample: Testis (Mouse) Lysate at 40 ug;

Anti-FAM124A antibody



Catalog Number: 175412

Primary: Anti-FAM124A at 1/300 dilution;

1/20000 dilution; Predicted band size: 60kD;

Secondary: IRDye800CW Goat Anti-Rabbit IgG at

Observed band size: 63kD