

EXOSC5 antibody

Catalog Number: 110412

Product name

EXOSC5 antibody

Specificity

human, rat; other species not tested.

Antibody description

EXOSC5 Rabbit Polyclonal antibody. Positive WB detected in K-562 cells, HEK-293 cells, HeLa cells, Raji cells, rat kidney tissue. Positive IHC detected in human breast cancer. Observed molecular weight by Western-blot: 28-30 kDa

Preparation

This antibody was obtained by immunization of EXOSC5 recombinant protein (Accession Number: NM_020158). Purification method: Antigen affinity purified.

Formulation

PBS with 0.02% sodium azide and 50% glycerol pH 7.3.

Storage

Store at -20°C. DO NOT ALIQUOT

Clonality

Polyclonal

Ig Type

Rabbit IgG

Applications

ELISA, WB, IHC


Dilutions

Recommended Dilution:

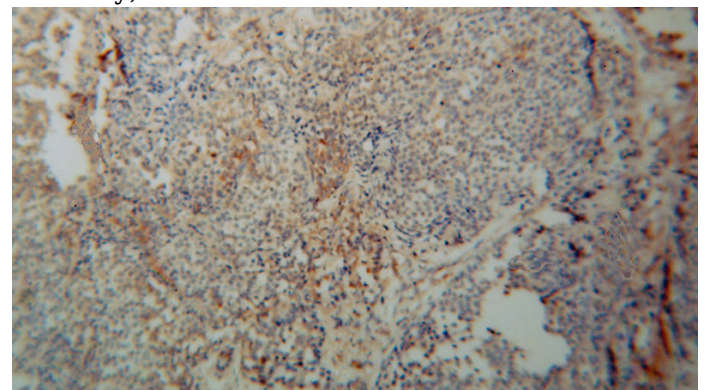
WB: 1:200-1:2000

IHC: 1:20-1:200

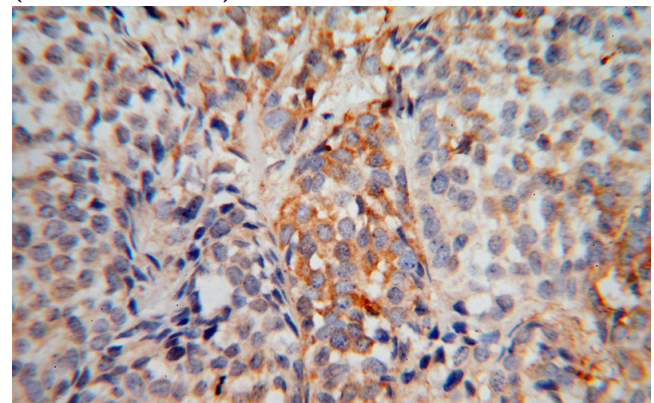
Validations



K-562 cells were subjected to SDS PAGE followed by western blot with Catalog No:110412(EXOSC5 antibody) at dilution of 1:500



Immunohistochemical of paraffin-embedded human breast cancer using Catalog No:110412(EXOSC5 antibody) at dilution of 1:50 (under 10x lens)



Immunohistochemical of paraffin-embedded human breast cancer using Catalog No:110412(EXOSC5 antibody) at dilution of 1:50

EXOSC5 antibody



Catalog Number: 110412

(under 40x lens)