

GNRHR2 antibody



Catalog Number: 111012

Product name

GNRHR2 antibody

IHC: 1:20-1:200

IF: 1:10-1:100

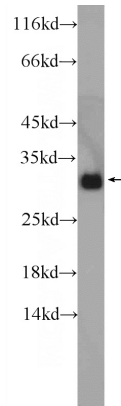
Specificity

Human; other species not tested.

Validations

Antibody description

GNRHR2 Rabbit Polyclonal antibody. Positive IF detected in HEK-293 cells. Positive IHC detected in human kidney tissue, human brain tissue. Positive WB detected in human brain tissue, human placenta tissue, human stomach tissue. Observed molecular weight by Western-blot: 30-33 kDa



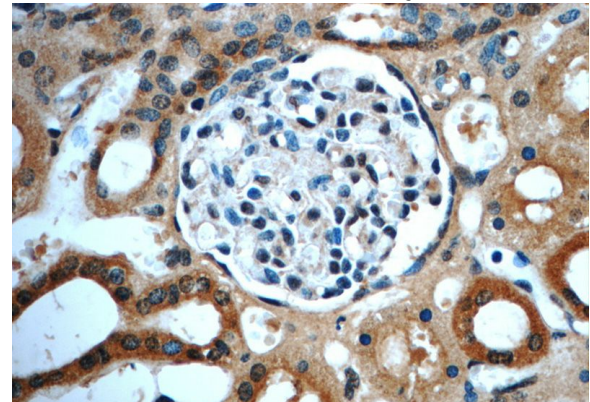
Preparation

This antibody was obtained by immunization of Peptide (Accession Number: NR_002328). Purification method: Antigen affinity purified.

human brain tissue were subjected to SDS PAGE followed by western blot with Catalog No:111012(GNRHR2 antibody) at dilution of 1:500

Formulation

PBS with 0.02% sodium azide and 50% glycerol pH 7.3.



Storage

Store at -20°C. DO NOT ALIQUOT

Immunohistochemistry of paraffin-embedded human kidney slide using Catalog No:111012(GNRHR2 Antibody) at dilution of 1:50

Clonality

Polyclonal

Ig Type

Rabbit IgG

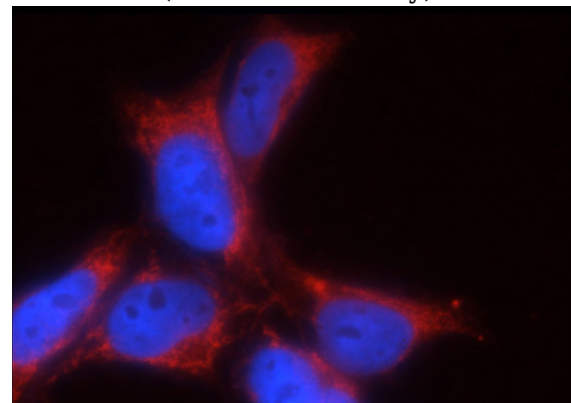
Applications

ELISA, WB, IHC, IF

Dilutions

Recommended Dilution:

WB: 1:200-1:2000



Immunofluorescent analysis of HEK-293 cells using Catalog No:111012(GNRHR2 Antibody) at

GNRHR2 antibody



Catalog Number: 111012

dilution of 1:25 and Rhodamine-Goat anti-Rabbit IgG