

CSNK1G1 antibody



Catalog Number: 109602

Product name

CSNK1G1 antibody

IP: 1:200-1:1000

IHC: 1:20-1:200


Specificity

Human, Mouse, Rat, Monkey; other species not tested.

Validations

Antibody description

CSNK1G1 Rabbit Polyclonal antibody. Positive WB detected in Jurkat cells, COS-7 cells. Positive IP detected in Jurkat cells. Positive IHC detected in human liver tissue. Observed molecular weight by Western-blot: 49 kDa



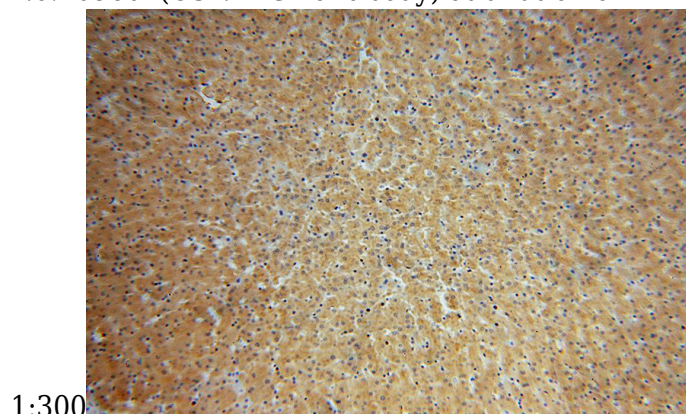
Preparation

This antibody was obtained by immunization of CSNK1G1 recombinant protein (Accession Number: BC017236). Purification method: Antigen affinity purified.

Jurkat cells were subjected to SDS PAGE followed by western blot with Catalog No:109602(CSNK1G1 antibody) at dilution of

Formulation

PBS with 0.02% sodium azide and 50% glycerol pH 7.3.



Storage

Store at -20°C. DO NOT ALIQUOT

Clonality

Polyclonal

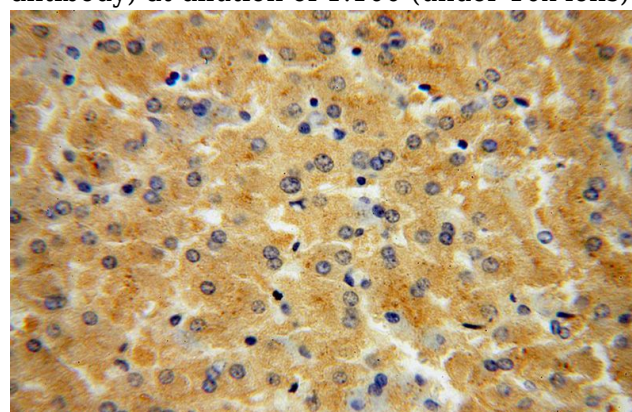
Immunohistochemical of paraffin-embedded human liver using Catalog No:109602(CSNK1G1 antibody) at dilution of 1:100 (under 10x lens)

Ig Type

Rabbit IgG

Applications

ELISA, WB, IHC, IP



Dilutions

Recommended Dilution:

WB: 1:500-1:5000

Immunohistochemical of paraffin-embedded

CSNK1G1 antibody



Catalog Number: 109602

human liver using Catalog No:109602(CSNK1G1 antibody) at dilution of 1:100 (under 40x lens)

IP Result of anti-CSNK1G1 (IP:Catalog No:109602, 4ug; Detection:Catalog No:109602 1:300) with Jurkat cells lysate 2800ug.

