

ARL4C antibody

Catalog Number: 108202

Product name

ARL4C antibody

Specificity

Human; other species not tested.

Antibody description

ARL4C Rabbit Polyclonal antibody. Positive WB detected in HUVEC cells, human brain tissue, Transfected HEK-293 cells. Positive IHC detected in human pancreas tissue, human colon cancer tissue. Observed molecular weight by Western-blot: 21-25 kDa

Preparation

This antibody was obtained by immunization of ARL4C recombinant protein (Accession Number: BC001051). Purification method: Antigen affinity purified.

Formulation

PBS with 0.1% sodium azide and 50% glycerol pH 7.3.

Storage

Store at -20°C. DO NOT ALIQUOT

Clonality

Polyclonal

Ig Type

Rabbit IgG

Applications

ELISA, IHC, WB

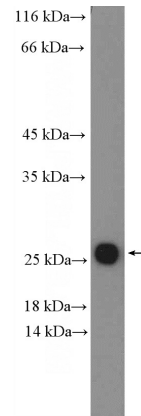
Dilutions

Recommended Dilution:

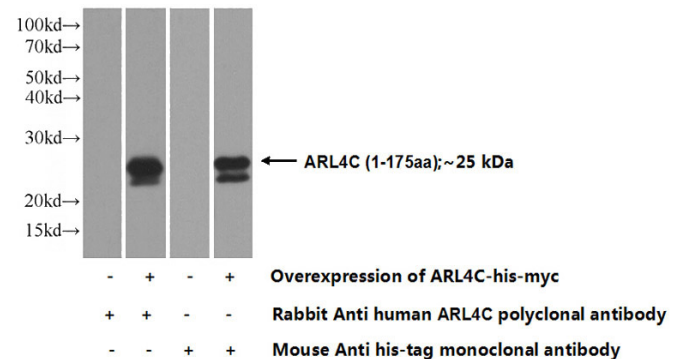
WB: 1:200-1:2000

IHC: 1:20-1:200

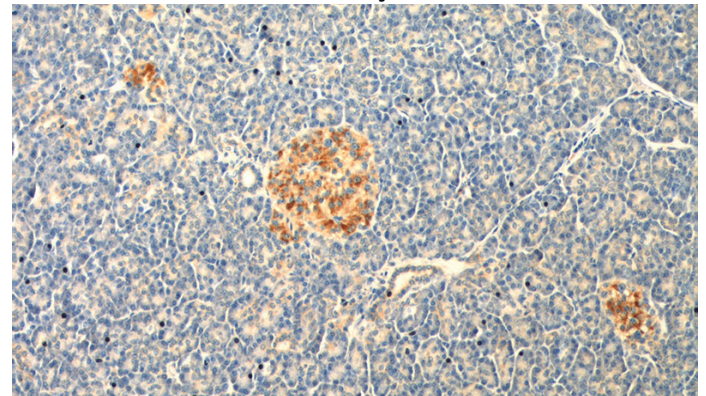
Validations



HUVEC cells were subjected to SDS PAGE followed by western blot with Catalog No:108202(ARL4C Antibody) at dilution of 1:600



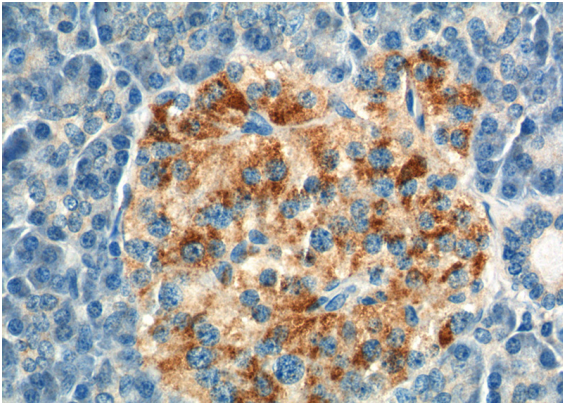
Transfected HEK-293 cells were subjected to SDS PAGE followed by western blot with Catalog No:108202(ARL4C Antibody) at dilution of 1:1000



Immunohistochemistry of paraffin-embedded human pancreas tissue slide using Catalog No:108202(ARL4C Antibody) at dilution of 1:50 (under 10x lens).

ARL4C antibody

Catalog Number: 108202



Immunohistochemistry of paraffin-embedded human pancreas tissue slide using Catalog No:108202(ARL4C Antibody) at dilution of 1:50 (under 40x lens).