

EIF4A2 antibody

Catalog Number: 110202

Product name

EIF4A2 antibody

IP: 1:200-1:2000

IHC: 1:20-1:200


Specificity

Human, Mouse, Rat; other species not tested.

Antibody description

EIF4A2 Rabbit Polyclonal antibody. Positive IHC detected in human ovary tumor tissue, human gliomas tissue. Positive WB detected in Jurkat cells, mouse ovary tissue, Raji cells. Positive IP detected in Jurkat cells. Observed molecular weight by Western-blot: 47kd

Validations



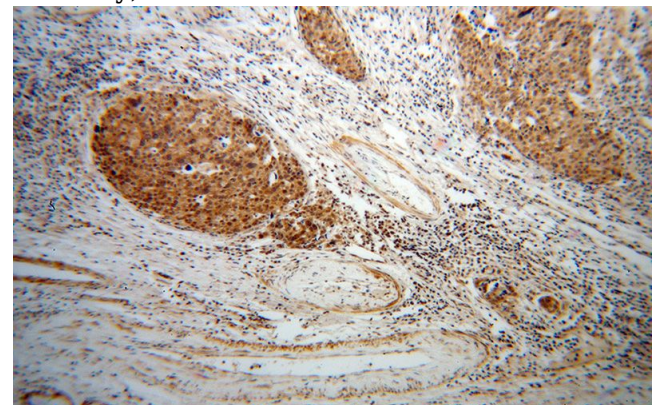
Preparation

This antibody was obtained by immunization of EIF4A2 recombinant protein (Accession Number: NM_001967). Purification method: Antigen affinity purified.

Jurkat cells were subjected to SDS PAGE followed by western blot with Catalog No:110202(EIF4A2 antibody) at dilution of 1:400

Formulation

PBS with 0.1% sodium azide and 50% glycerol pH 7.3.



Storage

Store at -20°C. DO NOT ALIQUOT

Clonality

Polyclonal

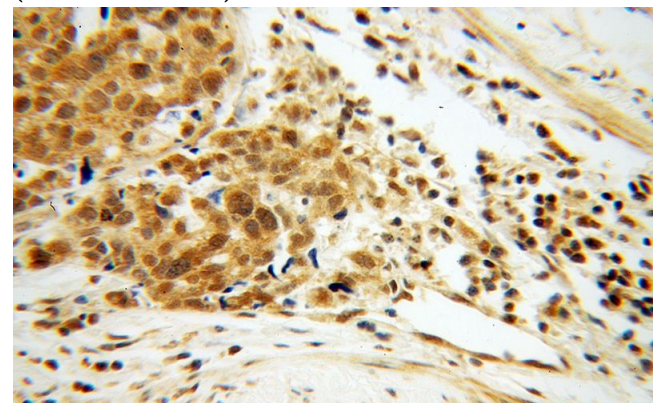
Immunohistochemical of paraffin-embedded human ovary tumor using Catalog No:110202(EIF4A2 antibody) at dilution of 1:100 (under 10x lens)

Ig Type

Rabbit IgG

Applications

ELISA, WB, IHC, IP



Dilutions

Recommended Dilution:

WB: 1:200-1:1000

Immunohistochemical of paraffin-embedded

EIF4A2 antibody

Catalog Number: 110202

human ovary tumor using Catalog No:110202(EIF4A2 antibody) at dilution of 1:100 (under 40x lens)

IP Result of anti-EIF4A2 (IP:Catalog No:110202, 4ug; Detection:Catalog No:110202 1:500) with Jurkat cells lysate 4000ug.

