

MUT antibody

Catalog Number: 112902

Product name

MUT antibody

IP: 1:200-1:2000

IHC: 1:20-1:200

Specificity

Human, Mouse, Rat; other species not tested.

Antibody description

MUT Rabbit Polyclonal antibody. Positive IHC detected in human liver tissue. Positive IP detected in HepG2 cells. Positive WB detected in HepG2 cells, HeLa cells. Observed molecular weight by Western-blot: 78 kDa

Preparation

This antibody was obtained by immunization of MUT recombinant protein (Accession Number: NM_000255). Purification method: Antigen affinity purified.

Formulation

PBS with 0.02% sodium azide and 50% glycerol pH 7.3.

Storage

Store at -20°C. DO NOT ALIQUOT

Clonality

Polyclonal

Ig Type

Rabbit IgG

Applications

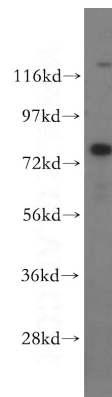
ELISA, WB, IHC, IP

Dilutions


Recommended Dilution:

WB: 1:500-1:5000

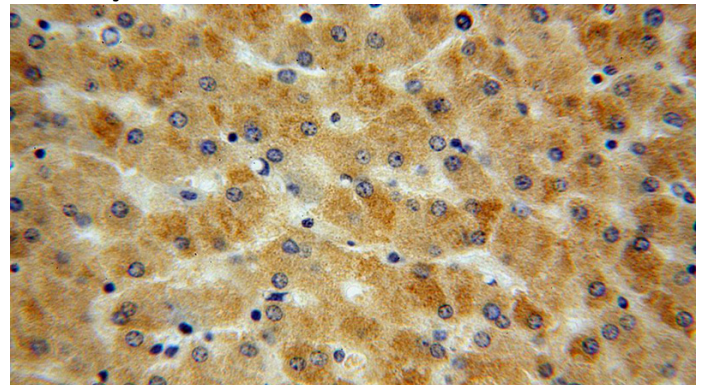
Validations



HepG2 cells were subjected to SDS PAGE followed by western blot with Catalog No:112902(MUT antibody) at dilution of 1:500



Immunohistochemical of paraffin-embedded human liver using Catalog No:112902(MUT antibody) at dilution of 1:100 (under 10x lens)



Immunohistochemical of paraffin-embedded human liver using Catalog No:112902(MUT

MUT antibody

Catalog Number: 112902

antibody) at dilution of 1:100 (under 40x lens)

IP Result of anti-MUT (IP:Catalog No:112902, 4ug;
Detection:Catalog No:112902 1:500) with HepG2
cells lysate 1800ug.

