

# COX8A antibody



Catalog Number: 109502

## Product name

COX8A antibody

WB: 1:1000-1:10000

IHC: 1:20-1:200

## Specificity

Human, Mouse; other species not tested.

## Antibody description

COX8A Rabbit Polyclonal antibody. Positive IHC detected in human heart tissue, human hepat°Cirrhosis tissue. Positive WB detected in mouse skeletal muscle tissue, human skeletal muscle tissue. Observed molecular weight by Western-blot: 8kd

## Preparation

This antibody was obtained by immunization of COX8A recombinant protein (Accession Number: NM\_004074). Purification method: Antigen affinity purified.

## Formulation

PBS with 0.02% sodium azide and 50% glycerol pH 7.3.

## Storage

Store at -20°C. DO NOT ALIQUOT

## Clonality

Polyclonal

## Ig Type

Rabbit IgG


## Applications

ELISA, WB, IHC

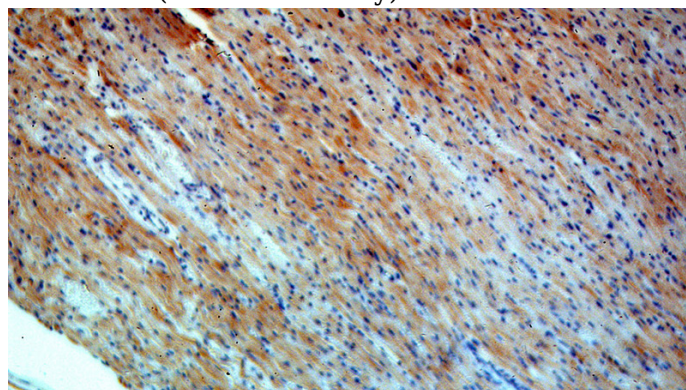
## Dilutions

Recommended Dilution:

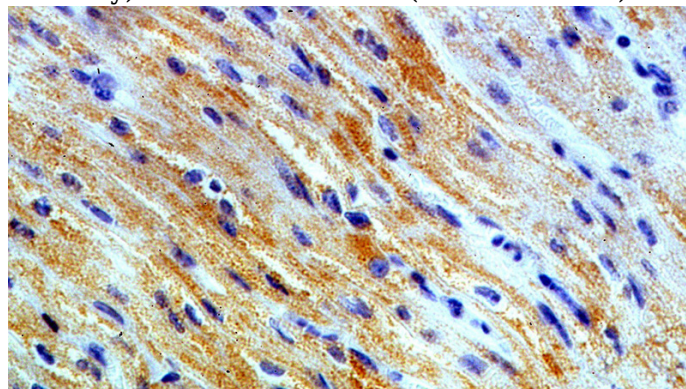
## Validations



mouse skeletal muscle tissue were subjected to SDS PAGE followed by western blot with Catalog No:109502(COX8A antibody) at dilution of 1:2000



Immunohistochemical of paraffin-embedded human heart using Catalog No:109502(COX8A antibody) at dilution of 1:100 (under 10x lens)



Immunohistochemical of paraffin-embedded human heart using Catalog No:109502(COX8A antibody) at dilution of 1:100 (under 40x lens)