

RBP4 antibody

Catalog Number: 107502

Product name

RBP4 antibody

Specificity

Human; other species not tested.

Antibody description

RBP4 Mouse Monoclonal antibody. Positive WB detected in Human Blood. Positive IHC detected in human liver cancer tissue, human liver tissue. Positive FC detected in HepG2 cells. Observed molecular weight by Western-blot: 23 kDa

Preparation

This antibody was obtained by immunization of RBP4 recombinant protein (Accession Number: NM_006744). Purification method: Protein A purified.

Formulation

PBS with 0.02% sodium azide and 50% glycerol pH 7.3.

Storage

Store at -20°C. DO NOT ALIQUOT

Clonality

Monoclonal

Ig Type

Mouse IgG2a

Applications

ELISA, WB, IHC, FC


Dilutions

Recommended Dilution:

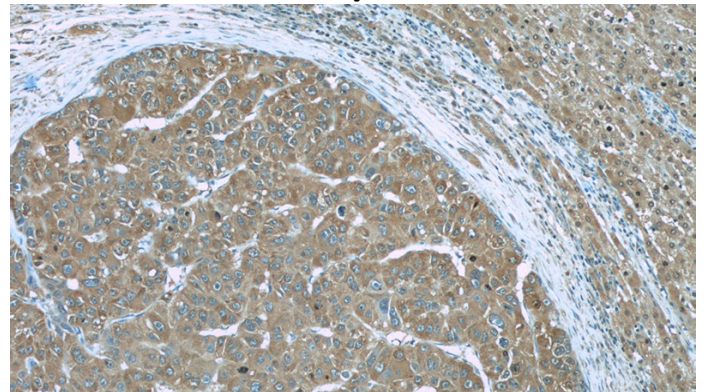
WB: 1:1000-1:10000

IHC: 1:20-1:200

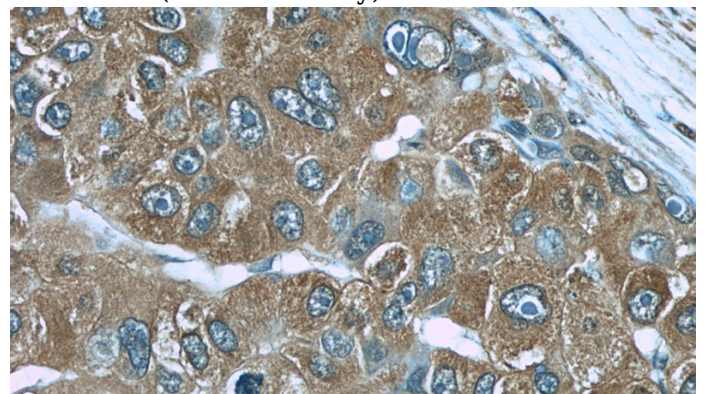
Validations



human blood tissue were subjected to SDS PAGE followed by western blot with Catalog No:107502(RBP4 antibody) at dilution of 1:4000



Immunohistochemistry of paraffin-embedded human liver cancer slide using Catalog No:107502(RBP4 Antibody) at dilution of 1:50

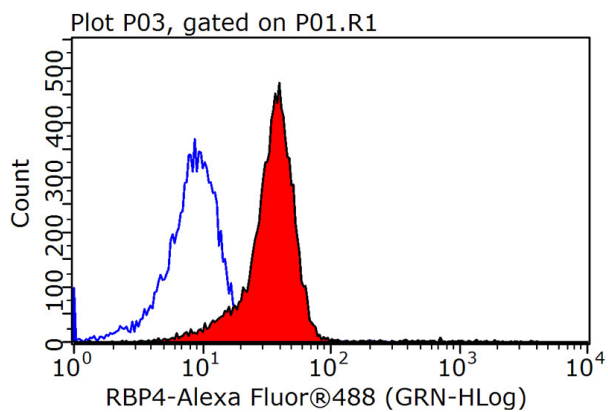


Immunohistochemistry of paraffin-embedded human liver cancer slide using Catalog No:107502(RBP4 Antibody) at dilution of 1:50

RBP4 antibody



Catalog Number: 107502



1X10⁶ HepG2 cells were stained with 0.2ug RBP4 antibody (Catalog No:107502, red) and control antibody (blue). Fixed with 90% MeOH blocked with 3% BSA (30 min). Alexa Fluor 488-conjugated AffiniPure Goat Anti-Mouse IgG(H+L) with dilution 1:1000.