

HNRNPA3 antibody



Catalog Number: 111502

Product name

HNRNPA3 antibody

IF: 1:20-1:200

Specificity

Human, Mouse; other species not tested.

Antibody description

HNRNPA3 Rabbit Polyclonal antibody. Positive IF detected in HeLa cells. Positive WB detected in mouse liver tissue, HeLa cells, Jurkat cells, mouse lung tissue. Observed molecular weight by Western-blot: 37-40 kDa

Preparation

This antibody was obtained by immunization of HNRNPA3 recombinant protein (Accession Number: NM_194247). Purification method: Antigen affinity purified.

Formulation

PBS with 0.1% sodium azide and 50% glycerol pH 7.3.

Storage

Store at -20°C. DO NOT ALIQUOT

Clonality

Polyclonal

Ig Type

Rabbit IgG

Applications


ELISA, WB, IF

Dilutions


Recommended Dilution:

WB: 1:500-1:5000

Validations

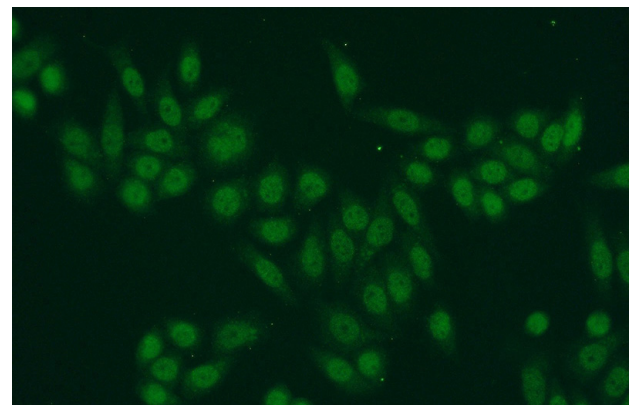


Jurkat cells were subjected to SDS PAGE followed by western blot with Catalog No:111502(HNRNPA3 Antibody) at dilution of



1:1000

mouse liver tissue were subjected to SDS PAGE followed by western blot with Catalog No:111502(HNRNPA3 Antibody) at dilution of 1:1000



Immunofluorescent analysis of HeLa cells using Catalog No:111502(HNRNPA3 Antibody) at

HNRNPA3 antibody



Catalog Number: 111502

dilution of 1:50 and Alexa Fluor 488-conjugated

AffiniPure Goat Anti-Rabbit IgG(H+L)