

C9orf72 antibody



Catalog Number: 108802

Product name

C9orf72 antibody

Specificity

Human; other species not tested.

Antibody description

C9orf72 Rabbit Polyclonal antibody. Positive WB detected in SH-SY5Y cells. Positive IHC detected in human gliomas tissue, human testis tissue. Observed molecular weight by Western-blot: 25-30 kDa

Preparation

This antibody was obtained by immunization of C9orf72 recombinant protein (Accession Number: NM_018325). Purification method: Antigen affinity purified.

Formulation

PBS with 0.1% sodium azide and 50% glycerol pH 7.3.

Storage

Store at -20°C. DO NOT ALIQUOT

Clonality

Polyclonal

Ig Type

Rabbit IgG

Applications

ELISA, IHC, WB


Dilutions

Recommended Dilution:

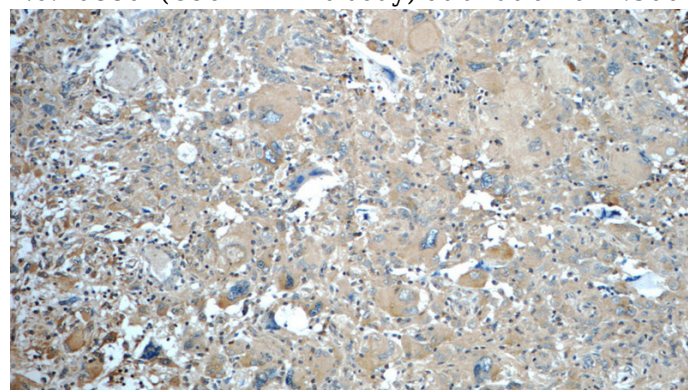
WB: 1:200-1:1000

IHC: 1:20-1:200

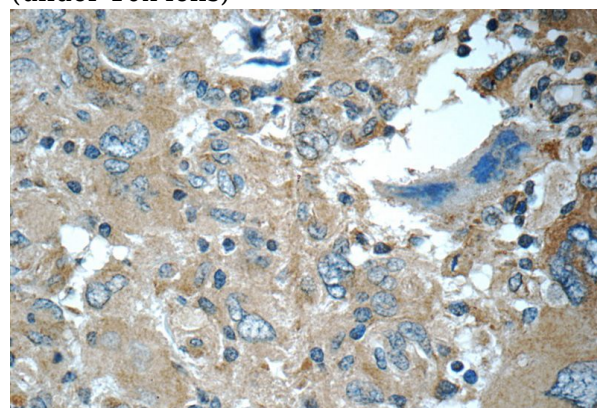
Validations



SH-SY5Y cells were subjected to SDS PAGE followed by western blot with Catalog No:108802(C9orf72 Antibody) at dilution of 1:300



Immunohistochemistry of paraffin-embedded human gliomas tissue slide using Catalog No:108802(C9orf72 Antibody) at dilution of 1:50 (under 10x lens)



Immunohistochemistry of paraffin-embedded human gliomas tissue slide using Catalog No:108802(C9orf72 Antibody) at dilution of 1:50

C9orf72 antibody



Catalog Number: 108802

(under 40x lens)