

# HEMGN antibody



Catalog Number: 111402

## Product name

HEMGN antibody

IP: 1:200-1:2000

IHC: 1:20-1:200


## Specificity

Human, Mouse; other species not tested.

## Validations

## Antibody description

HEMGN Rabbit Polyclonal antibody. Positive WB detected in Jurkat cells, HL-60 cells, human testis tissue, mouse testis tissue. Positive IP detected in HL-60 cells. Positive IHC detected in human testis tissue. Observed molecular weight by Western-blot: 60 kDa



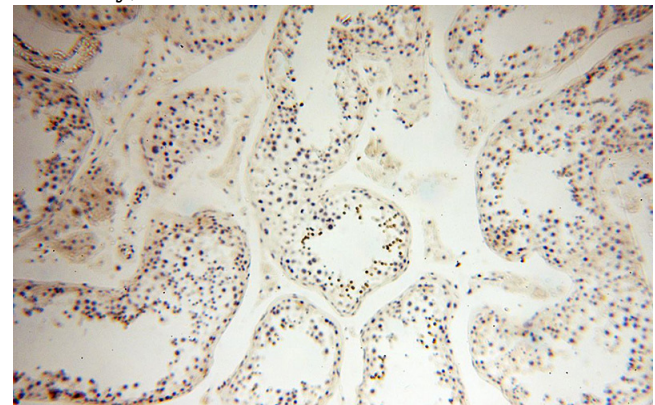
## Preparation

This antibody was obtained by immunization of HEMGN recombinant protein (Accession Number: NM\_018437). Purification method: Antigen affinity purified.

Jurkat cells were subjected to SDS PAGE followed by western blot with Catalog No:111402(HEMGN antibody) at dilution of 1:500

## Formulation

PBS with 0.02% sodium azide and 50% glycerol pH 7.3.



## Storage

Store at -20°C. DO NOT ALIQUOT

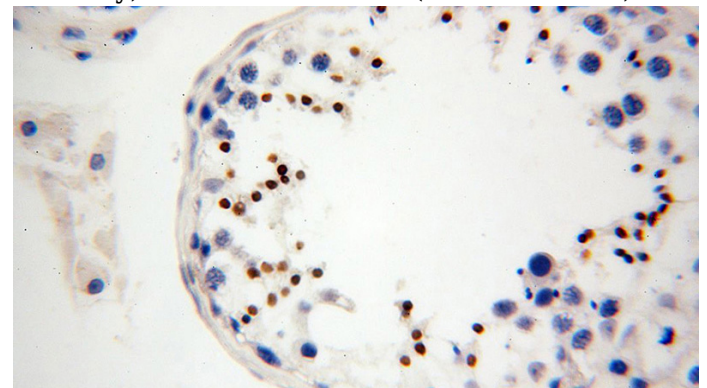
## Clonality

Polyclonal

Immunohistochemical of paraffin-embedded human testis using Catalog No:111402(HEMGN antibody) at dilution of 1:100 (under 10x lens)

## Ig Type

Rabbit IgG



## Applications

ELISA, WB, IHC, IP

## Dilutions

Recommended Dilution:

WB: 1:500-1:5000

Immunohistochemical of paraffin-embedded human testis using Catalog No:111402(HEMGN

# HEMGN antibody

Catalog Number: 111402

antibody) at dilution of 1:100 (under 40x lens)

IP Result of anti-HEMGN (IP:Catalog No:111402, 4ug; Detection:Catalog No:111402 1:500) with HL-60 cells lysate 3000ug.

