

MRAP antibody

Catalog Number: 112799

Product name

MRAP antibody

Specificity

Human, Mouse; other species not tested.

Antibody description

MRAP Rabbit Polyclonal antibody. Positive WB detected in human kidney tissue, HeLa cells, MCF7 cells. Positive IHC detected in human testis tissue, mouse kidney tissue. Observed molecular weight by Western-blot: 12kd

Preparation

This antibody was obtained by immunization of Peptide (Accession Number: NM_178817). Purification method: Antigen affinity purified.

Formulation

PBS with 0.02% sodium azide and 50% glycerol pH 7.3.

Storage

Store at -20°C. DO NOT ALIQUOT

Clonality

Polyclonal

Ig Type

Rabbit IgG

Applications

ELISA, WB, IHC


Dilutions

Recommended Dilution:

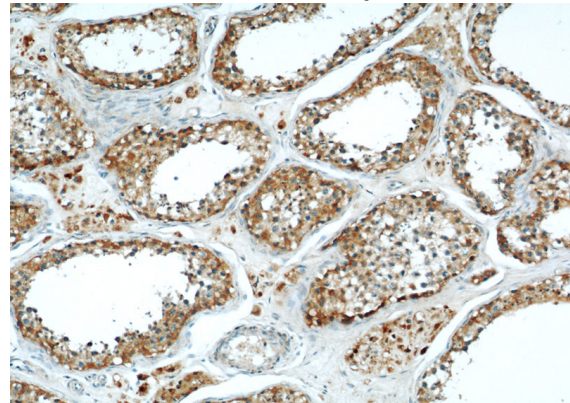
WB: 1:200-1:2000

IHC: 1:20-1:200

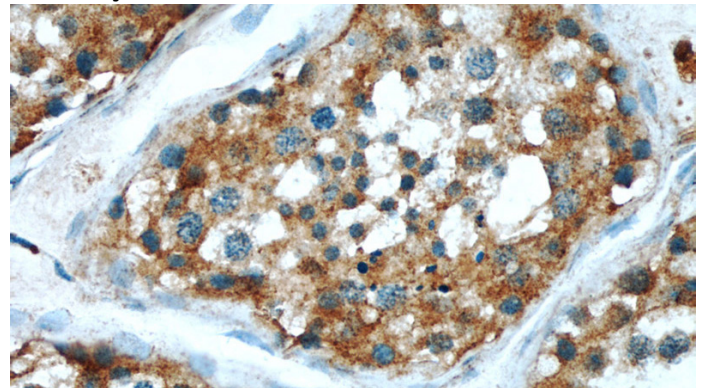
Validations



human kidney tissue were subjected to SDS PAGE followed by western blot with Catalog No:112799(MRAP antibody) at dilution of 1:300



Immunohistochemical of paraffin-embedded human testis using Catalog No:112799(MRAP antibody) at dilution of 1:50 (under 10x lens)



Immunohistochemical of paraffin-embedded human testis using Catalog No:112799(MRAP antibody) at dilution of 1:50 (under 40x lens)