

# HSPA6 antibody

Catalog Number: 111699

## Product name

HSPA6 antibody

## Specificity

human, mouse, rat; other species not tested.

## Antibody description

HSPA6 Rabbit Polyclonal antibody. Positive IHC detected in human lung cancer. Positive WB detected in U-937 cells. Observed molecular weight by Western-blot: 70kd

## Preparation

This antibody was obtained by immunization of HSPA6 recombinant protein (Accession Number: NM\_002155). Purification method: Antigen affinity purified.

## Formulation

PBS with 0.02% sodium azide and 50% glycerol pH 7.3.

## Storage

Store at -20°C. DO NOT ALIQUOT

## Clonality

Polyclonal

## Ig Type

Rabbit IgG

## Applications

ELISA, WB, IHC


## Dilutions

Recommended Dilution:

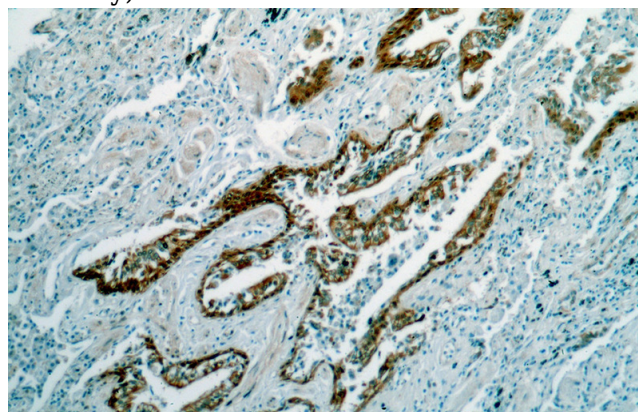
WB: 1:500-1:5000

IHC: 1:20-1:200

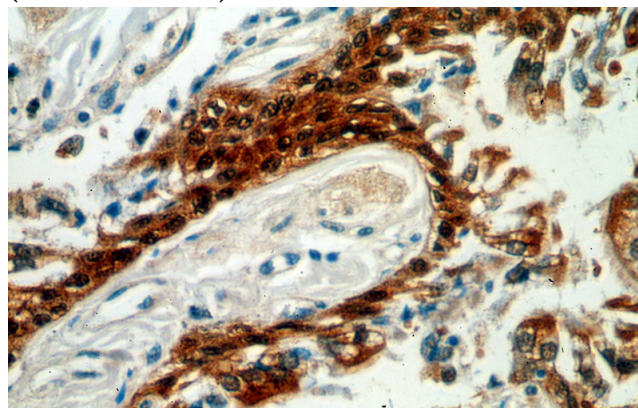
## Validations



U-937 cells were subjected to SDS PAGE followed by western blot with Catalog No:111699(HSPA6 antibody) at dilution of 1:1000



Immunohistochemical of paraffin-embedded human lung cancer using Catalog No:111699(HSPA6 antibody) at dilution of 1:50 (under 10x lens)



Immunohistochemical of paraffin-embedded human lung cancer using Catalog No:111699(HSPA6 antibody) at dilution of 1:50 (under 40x lens)