

MGLL antibody

Catalog Number: 112599

Product name

MGLL antibody

Immunogen

[Human MGLL Recombinant protein \(GST tag\)](#)

Specificity

Human, Mouse, Rat; other species not tested.

Antibody description

MGLL Rabbit Polyclonal antibody. Positive IP detected in mouse liver tissue. Positive WB detected in Transfected HEK-293 cells. Positive IHC detected in human liver cancer tissue.

Preparation

This antibody was obtained by immunization of MGLL recombinant protein (Accession Number: NM_007283). Purification method: Antigen affinity purified.

Formulation

PBS with 0.02% sodium azide and 50% glycerol pH 7.3.

Storage

Store at -20°C. DO NOT ALIQUOT

Clonality

Polyclonal

Ig Type

Rabbit IgG

Applications

ELISA, IHC, WB, IP

Dilutions

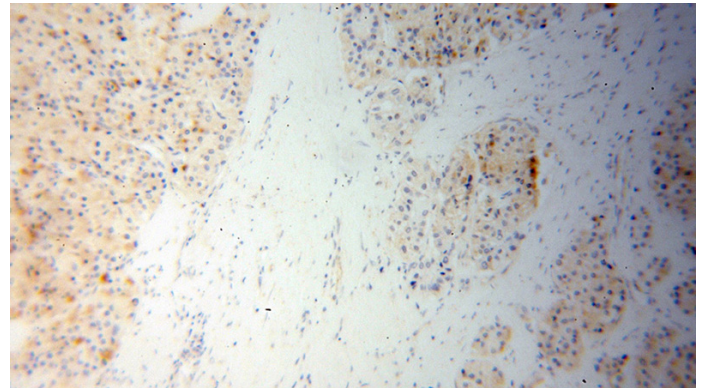
Recommended Dilution:

WB: 1:500-1:5000

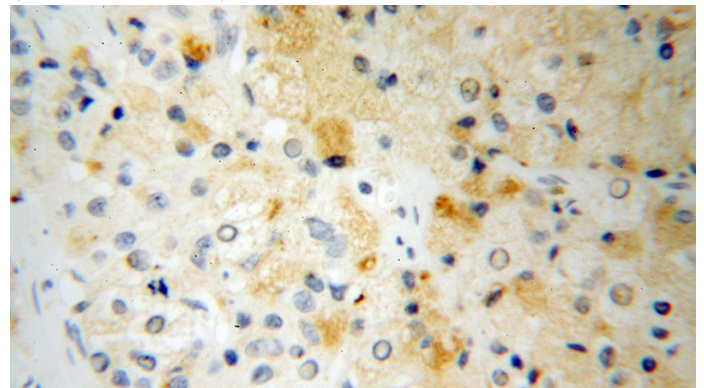
IP: 1:200-1:1000

IHC: 1:20-1:200

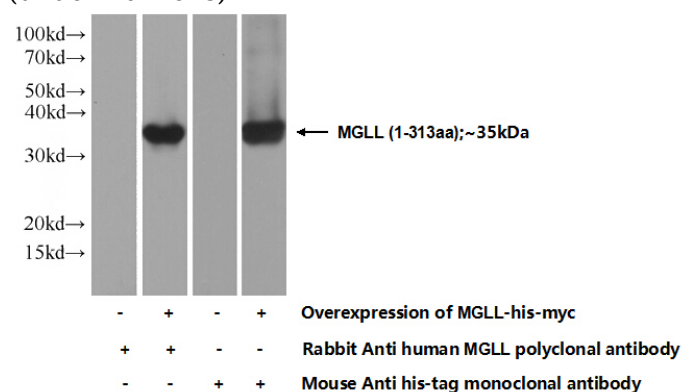
Validations



Immunohistochemical of paraffin-embedded human liver cancer using Catalog No:112599(MGLL antibody) at dilution of 1:100 (under 10x lens)



Immunohistochemical of paraffin-embedded human liver cancer using Catalog No:112599(MGLL antibody) at dilution of 1:100 (under 40x lens)



MGLL antibody

Catalog Number: 112599

Transfected HEK-293 cells were subjected to SDS PAGE followed by western blot with Catalog No:112599(MGLL Antibody) at dilution of 1:1000

IP Result of anti-MGLL (IP:Catalog No:112599, 4ug; Detection:Catalog No:112599 1:300) with mouse liver tissue lysate 4000ug.

