

# GRB14 antibody



Catalog Number: 111199

## Product name

GRB14 antibody

## Specificity

Human, Mouse, Rat; other species not tested.

## Antibody description

GRB14 Rabbit Polyclonal antibody. Positive IHC detected in human ovary tumor tissue. Positive WB detected in DU 145 cells. Observed molecular weight by Western-blot: 61kd

## Preparation

This antibody was obtained by immunization of GRB14 recombinant protein (Accession Number: NM\_004490). Purification method: Antigen affinity purified.

## Formulation

PBS with 0.02% sodium azide and 50% glycerol pH 7.3.

## Storage

Store at -20°C. DO NOT ALIQUOT

## Clonality

Polyclonal

## Ig Type

Rabbit IgG

## Applications

ELISA, IHC, WB

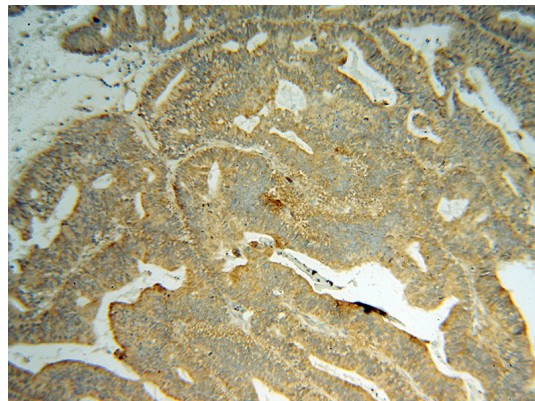
## Dilutions

Recommended Dilution:

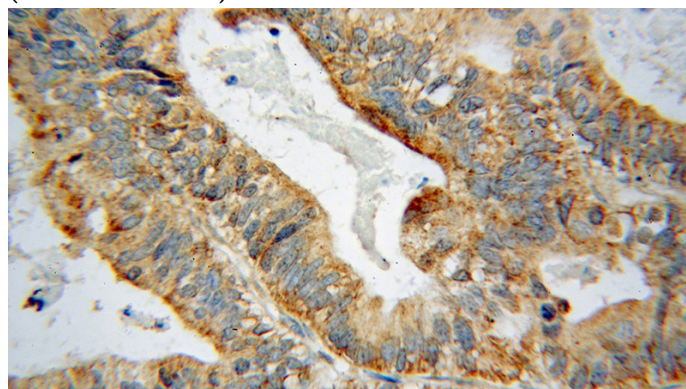
WB: 1:200-1:2000

IHC: 1:20-1:200


## Validations



Immunohistochemical of paraffin-embedded human ovary tumor using Catalog No:111199(GRB14 antibody) at dilution of 1:50 (under 10x lens)



Immunohistochemical of paraffin-embedded human ovary tumor using Catalog No:111199(GRB14 antibody) at dilution of 1:50



(under 40x lens)

DU 145 cells were subjected to SDS PAGE followed by western blot with Catalog No:111199(GRB14 Antibody) at dilution of 1:600