

Desmoplakin antibody

Catalog Number: 109899

Product name

Desmoplakin antibody

IHC: 1:20-1:200

IF: 1:10-1:100


Specificity

Human, Mouse; other species not tested.

Validations

Antibody description

Desmoplakin Rabbit Polyclonal antibody. Positive IHC detected in mouse heart tissue. Positive IF detected in A431 cells. Positive WB detected in mouse heart tissue, HeLa cells. Observed molecular weight by Western-blot: 250-300 kDa



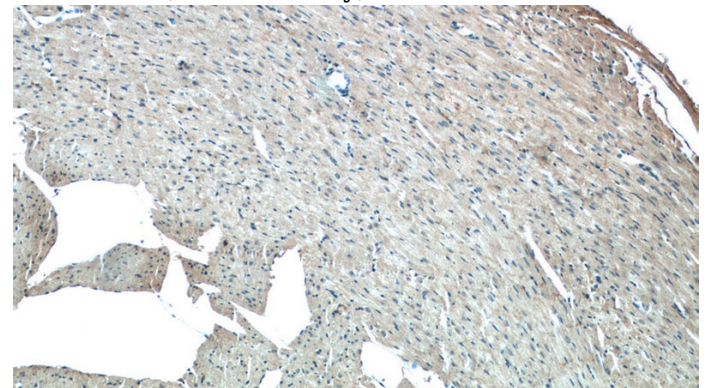
Preparation

This antibody was obtained by immunization of Desmoplakin recombinant protein (Accession Number: NM_001008844). Purification method: Antigen affinity purified.

mouse heart tissue were subjected to SDS PAGE followed by western blot with Catalog No:109899(DSP Antibody) at dilution of 1:1000

Formulation

PBS with 0.1% sodium azide and 50% glycerol pH 7.3.



Storage

Store at -20°C. DO NOT ALIQUOT

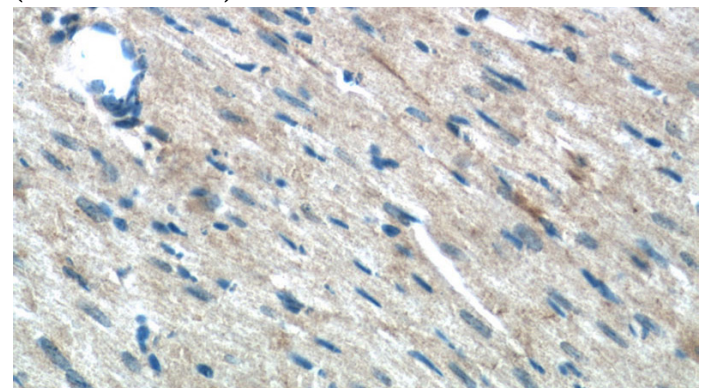
Clonality

Polyclonal

Immunohistochemistry of paraffin-embedded mouse heart tissue slide using Catalog No:109899(DSP Antibody) at dilution of 1:50 (under 10x lens)

Ig Type

Rabbit IgG



Applications

ELISA, WB, IHC, IF

Dilutions

Recommended Dilution:

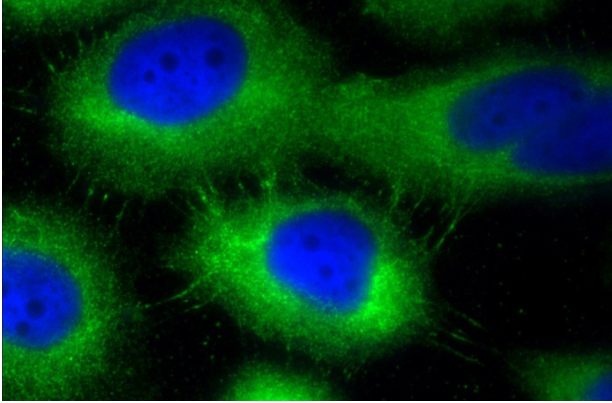
WB: 1:500-1:5000

Immunohistochemistry of paraffin-embedded

Desmoplakin antibody

Catalog Number: 109899

mouse heart tissue slide using Catalog No:109899(DSP Antibody) at dilution of 1:50 (under 40x lens)



Immunofluorescent analysis of A431 cells using Catalog No:109899(DSP Antibody) at dilution of 1:25 and Alexa Fluor 488-conjugated AffiniPure Goat Anti-Rabbit IgG(H+L)