

UCN2 Polyclonal Antibody



Catalog Number: 164899

Product name

UCN2 Polyclonal Antibody

Specificity

Human, Mouse, Rat

Antibody description

Polyclonal antibody to UCN2

Preparation

Antigen: Recombinant fusion protein containing a sequence corresponding to amino acids 20-112 of human UCN2 (NP_149976.1).

Formulation

PBS with 0.02% sodium azide, 50% glycerol, pH7.3.

Storage

Store at -20°C. Avoid freeze / thaw cycles.

Clonality

Polyclonal

Ig Type

Rabbit IgG

Applications

WB, IHC, IF

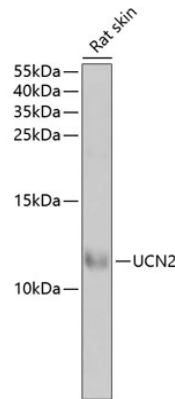
Dilutions

WB 1:500 - 1:2000

IHC 1:50 - 1:100

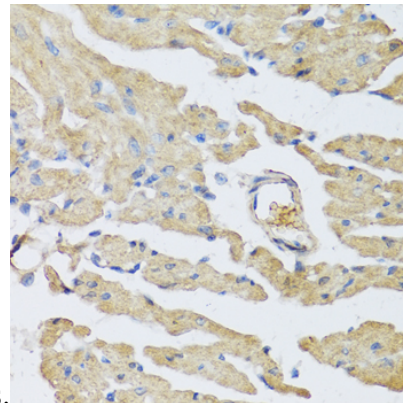
IF 1:50 - 1:100

Validations



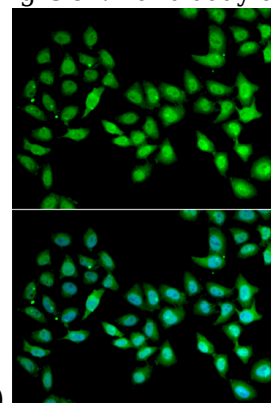
Western blot - UCN2 Polyclonal Antibody

Western blot analysis of extracts of rat skin, using UCN2 antibody at 1:1000 dilution. Secondary antibody: HRP Goat Anti-Rabbit IgG (H+L) at 1:10000 dilution. Lysates/proteins: 25ug per lane. Blocking buffer: 3% nonfat dry milk in TBST. Detection: ECL Basic Kit. Exposure time:



Immunohistochemistry - UCN2 Polyclonal Antibody

Immunohistochemistry of paraffin-embedded mouse heart using UCN2 antibody at dilution of



1:100 (40x lens).

UCN2 Polyclonal Antibody



Catalog Number: 164899

Immunofluorescence - UCN2 Polyclonal Antibody

Immunofluorescence analysis of U2OS cells using UCN2 antibody . Blue: DAPI for nuclear staining.