

# RORB antibody

Catalog Number: 114789

## Product name

RORB antibody

IP: 1:200-1:1000

IHC: 1:20-1:200

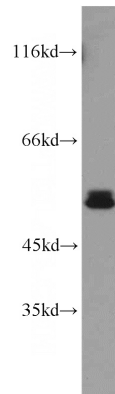
## Specificity

Human, Mouse, Rat; other species not tested.

## Validations

## Antibody description

RORB Rabbit Polyclonal antibody. Positive IHC detected in mouse brain tissue. Positive IP detected in mouse brain tissue. Positive WB detected in Y79 cells, mouse brain tissue, SH-SY5Y cells. Observed molecular weight by Western-blot: 52 kDa



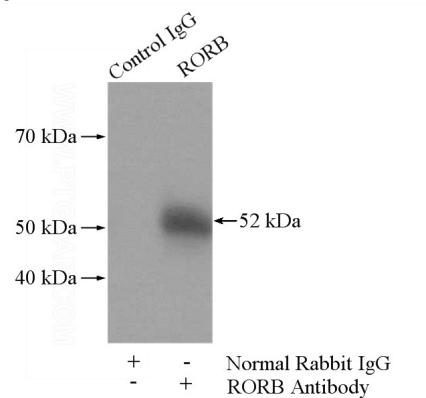
## Preparation

This antibody was obtained by immunization of RORB recombinant protein (Accession Number: NM\_006914). Purification method: Antigen affinity purified.

Y79 cells were subjected to SDS PAGE followed by western blot with Catalog No:114789(RORB antibody) at dilution of 1:800

## Formulation

PBS with 0.02% sodium azide and 50% glycerol pH 7.3.



## Storage

Store at -20°C. DO NOT ALIQUOT

IP Result of anti-RORB (IP:Catalog No:114789, 4ug; Detection:Catalog No:114789 1:300) with mouse brain tissue lysate 3440ug.

## Clonality

Polyclonal

## Ig Type

Rabbit IgG

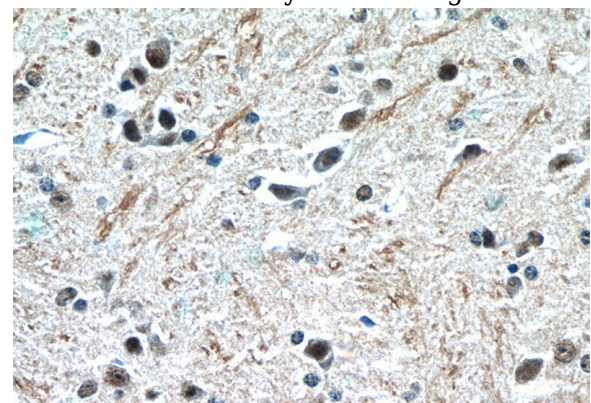
## Applications

ELISA, WB, IHC, IP

## Dilutions

Recommended Dilution:

WB: 1:200-1:2000



Immunohistochemistry of paraffin-embedded mouse brain tissue slide using Catalog

# RORB antibody



Catalog Number: 114789

---

No:114789(RORB Antibody) at dilution of 1:200 (under 40x lens)