

Mouse anti His-Tag mAb



Catalog Number: 166289

Product name

Mouse anti His-Tag mAb

Antibody description

Monoclonal antibody to Mouse anti His-Tag

Preparation

Antigen: A synthetic peptide of His tag

Formulation

PBS with 0.02% sodium azide, 50% glycerol, pH7.3.

Storage

Store at -20°C. Avoid freeze / thaw cycles.

Clonality

Monoclonal

Ig Type

Mouse IgG

Applications

WB, IF, IP

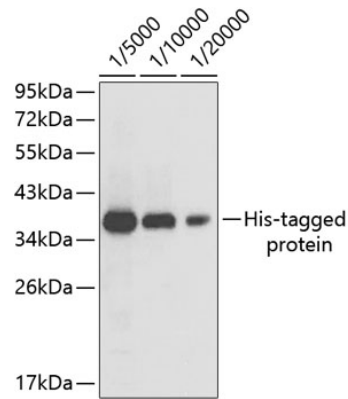
Dilutions

WB 1:2000 - 1:5000

IF 1:50 - 1:200

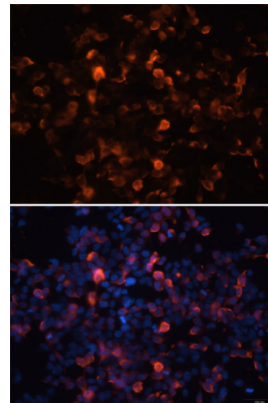
IP 1:50 - 1:100

Validations



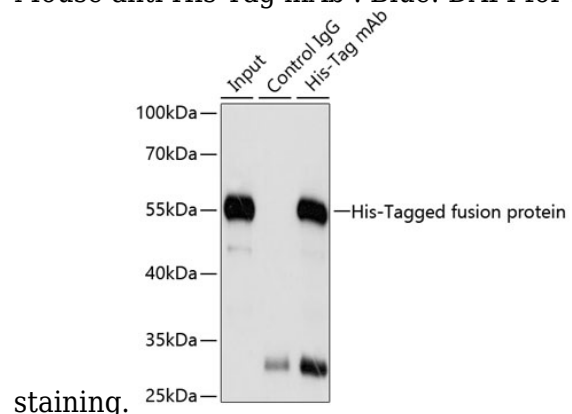
Western blot - Mouse anti His-Tag mAb

Western blot analysis of over-expressed His-tagged protein in 293T cell using His-tag antibody at different dilution. Each lane was loaded with 2 ug cell lysate. Secondary antibody: HRP Goat Anti-Mouse IgG (H+L) at 1:10000 dilution. Blocking buffer: 3% nonfat dry milk in TBST.



Immunofluorescence - Mouse anti His-Tag mAb

Immunofluorescence analysis of 293T cells using Mouse anti His-Tag mAb . Blue: DAPI for nuclear



Immunoprecipitation - Mouse anti His-Tag mAb

Mouse anti His-Tag mAb



Catalog Number: 166289

Immunoprecipitation of over-expressed His-tagged protein in 293T cells incubated using His-tag antibody . A mock served as negative control and over-expressed 293T cell lysate served as positive control.