

GSTO1 antibody



Catalog Number: 111189

Product name

GSTO1 antibody

Immunogen

[Human GSTO1 Recombinant protein \(GST tag\)](#)

Specificity

Human, Mouse, Rat; other species not tested.

Antibody description

GSTO1 Rabbit Polyclonal antibody. Positive IP detected in Jurkat cells. Positive WB detected in Jurkat cells, human heart tissue, human liver tissue, mouse liver tissue, PC-3 cells, U-937 cells. Positive IF detected in HepG2 cells. Positive IHC detected in human liver cancer tissue. Observed molecular weight by Western-blot: 27-30kd

Preparation

This antibody was obtained by immunization of GSTO1 recombinant protein (Accession Number: NM_004832). Purification method: Antigen affinity purified.

Formulation

PBS with 0.02% sodium azide and 50% glycerol pH 7.3.

Storage

Store at -20°C. DO NOT ALIQUOT

Clonality

Polyclonal

Ig Type

Rabbit IgG

Applications

ELISA, WB, IHC, IF, IP

Dilutions

Recommended Dilution:

WB: 1:1000-1:10000

IP: 1:200-1:2000

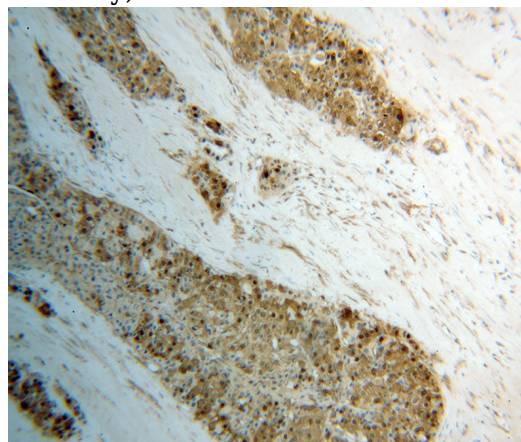
IHC: 1:20-1:200

IF: 1:10-1:100

Validations



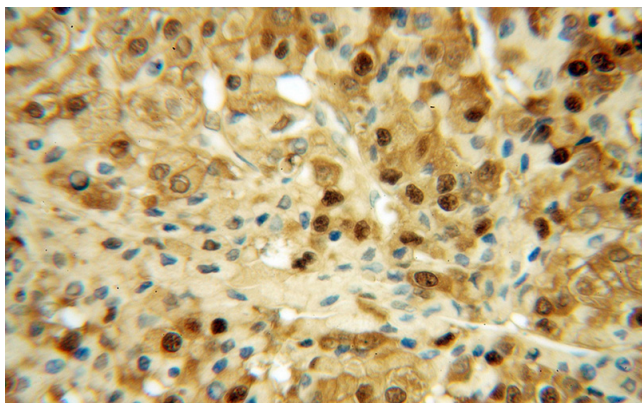
Jurkat cells were subjected to SDS PAGE followed by western blot with Catalog No:111189(GSTO1 antibody) at dilution of 1:500



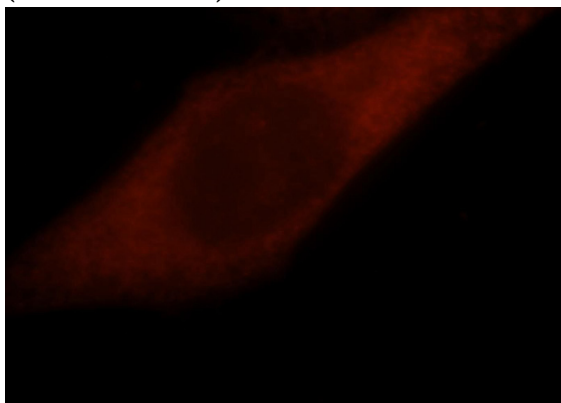
Immunohistochemical of paraffin-embedded human liver cancer using Catalog No:111189(GSTO1 antibody) at dilution of 1:100 (under 10x lens)

GSTO1 antibody

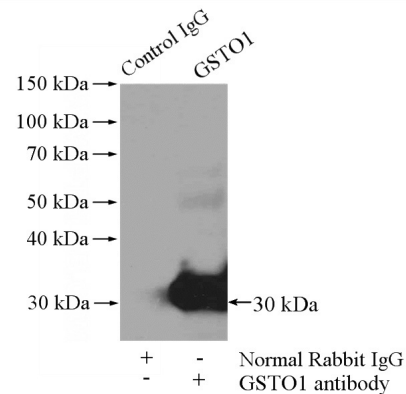
Catalog Number: 111189



Immunohistochemical of paraffin-embedded human liver cancer using Catalog No:111189(GSTO1 antibody) at dilution of 1:100 (under 40x lens)



Immunofluorescent analysis of HepG2 cells, using GSTO1 antibody Catalog No:111189 at 1:25 dilution and Rhodamine-labeled goat anti-rabbit



IgG (red).

IP Result of anti-GSTO1 (IP:Catalog No:111189, 4ug; Detection:Catalog No:111189 1:500) with Jurkat cells lysate 4000ug.