

PIG3 antibody

Catalog Number: 113889

Product name

PIG3 antibody

IP: 1:200-1:2000

IF: 1:10-1:100

Specificity

Human; other species not tested.

Antibody description

PIG3 Rabbit Polyclonal antibody. Positive IF detected in HepG2 cells. Positive WB detected in HeLa cells, HepG2 cells, MCF7 cells, SMMC-7721 cells. Positive IP detected in MCF-7 cells. Observed molecular weight by Western-blot: 34-36 kDa

Preparation

This antibody was obtained by immunization of PIG3 recombinant protein (Accession Number: NM_004881). Purification method: Antigen affinity purified.

Formulation

PBS with 0.02% sodium azide and 50% glycerol pH 7.3.

Storage

Store at -20°C. DO NOT ALIQUOT

Clonality

Polyclonal

Ig Type

Rabbit IgG

Applications


ELISA, WB, IF, IP

Dilutions

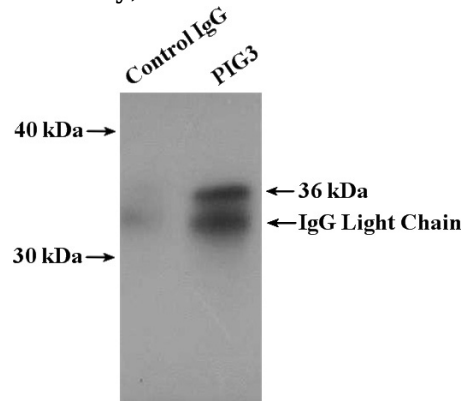
Recommended Dilution:

WB: 1:500-1:5000

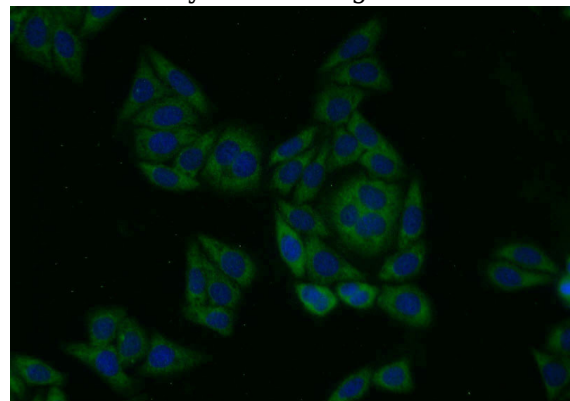
Validations



HeLa cells were subjected to SDS PAGE followed by western blot with Catalog No:113889(TP53I3 antibody) at dilution of 1:1000



IP Result of anti-TP53I3 (IP:Catalog No:113889, 4ug; Detection:Catalog No:113889 1:500) with MCF-7 cells lysate 3200ug.



Immunofluorescent analysis of HepG2 cells using Catalog No:113889(TP53I3 Antibody) at dilution

PIG3 antibody



Catalog Number: 113889

of 1:25 and Alexa Fluor 488-conjugated AffiniPure Goat Anti-Rabbit IgG(H+L)