

PSMD4 antibody



Catalog Number: 107489

Product name

PSMD4 antibody

IHC: 1:20-1:200

IF: 1:20-1:200


Specificity

Human; other species not tested.

Validations

Antibody description

PSMD4 Mouse Monoclonal antibody. Positive IF detected in HeLa cells. Positive IHC detected in human testis tissue. Positive WB detected in HeLa cells. Observed molecular weight by Western-blot: 50 kDa



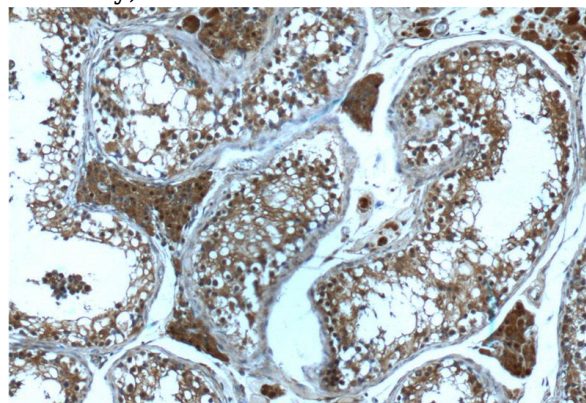
Preparation

This antibody was obtained by immunization of PSMD4 recombinant protein (Accession Number: NM_002810). Purification method: Protein G purified.

HeLa cells were subjected to SDS PAGE followed by western blot with Catalog No:107489(PSMD4 Antibody) at dilution of 1:1000

Formulation

PBS with 0.02% sodium azide and 50% glycerol pH 7.3.



Storage

Store at -20°C. DO NOT ALIQUOT

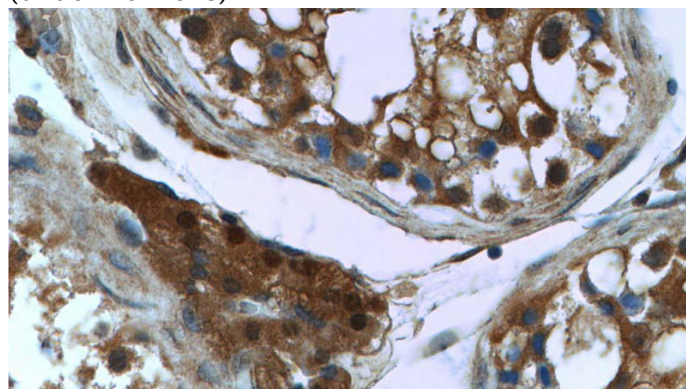
Clonality

Monoclonal

Immunohistochemistry of paraffin-embedded human testis tissue slide using Catalog No:107489(PSMD4 Antibody) at dilution of 1:200 (under 10x lens)

Ig Type

Mouse IgG1



Applications

ELISA, WB, IF, IHC

Dilutions

Recommended Dilution:

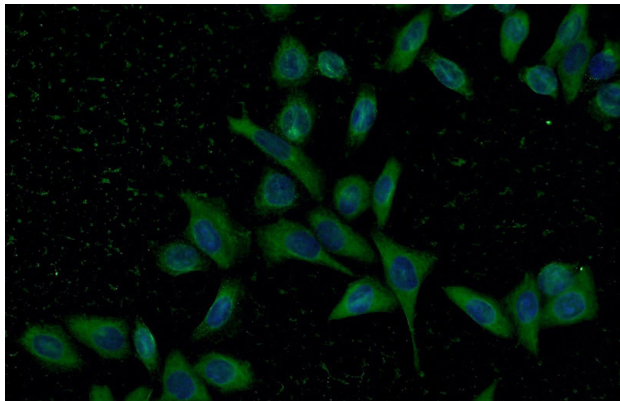
WB: 1:500-1:5000

Immunohistochemistry of paraffin-embedded

PSMD4 antibody

Catalog Number: 107489

human testis tissue slide using Catalog No:107489(PSMD4 Antibody) at dilution of 1:200 (under 40x lens)



Immunofluorescent analysis of HeLa cells using Catalog No:107489(PSMD4 Antibody) at dilution of 1:50 and Alexa Fluor 488-conjugated AffiniPure Goat Anti-Mouse IgG(H+L)