

CYP11A1 antibody



Catalog Number: 109679

Product name

CYP11A1 antibody

Immunogen

[Human CYP11A1 Recombinant protein \(GST tag\)](#)

Specificity

Human, Rat; other species not tested.

Antibody description

CYP11A1 Rabbit Polyclonal antibody. Positive IHC detected in human testis tissue, human placenta tissue. Positive WB detected in human placenta tissue, HeLa cells. Observed molecular weight by Western-blot: 49-52 kDa

Preparation

This antibody was obtained by immunization of CYP11A1 recombinant protein (Accession Number: NM_000781). Purification method: Antigen affinity purified.

Formulation

PBS with 0.02% sodium azide and 50% glycerol pH 7.3.

Storage

Store at -20°C. DO NOT ALIQUOT

Clonality

Polyclonal

Ig Type

Rabbit IgG

Applications

ELISA, WB, IHC


Dilutions

Recommended Dilution:

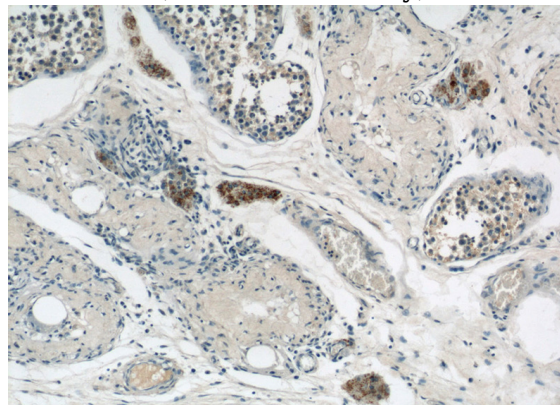
WB: 1:200-1:2000

IHC: 1:20-1:200

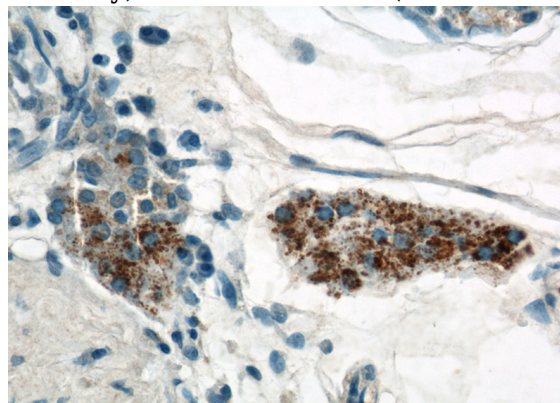
Validations



human placenta tissue were subjected to SDS PAGE followed by western blot with Catalog No:109679(CYP11A1 antibody) at dilution of 1:800



Immunohistochemical of paraffin-embedded human testis using Catalog No:109679(CYP11A1 antibody) at dilution of 1:50 (under 10x lens)



CYP11A1 antibody



Catalog Number: 109679

Immunohistochemical of paraffin-embedded

human testis using Catalog No:109679(CYP11A1 antibody) at dilution of 1:50 (under 40x lens)