

# MLK3 antibody

Catalog Number: 112679

## Product name

MLK3 antibody

IHC: 1:20-1:200

IF: 1:20-1:200

## Specificity

Human, Mouse, Rat; other species not tested.

## Antibody description

MLK3 Rabbit Polyclonal antibody. Positive WB detected in PC-3 cells, Jurkat cells. Positive IF detected in Hela cells. Positive IHC detected in human colon cancer tissue. Observed molecular weight by Western-blot: 60kd

## Preparation

This antibody was obtained by immunization of MLK3 recombinant protein (Accession Number: NM\_002419). Purification method: Antigen affinity purified.

## Formulation

PBS with 0.02% sodium azide and 50% glycerol pH 7.3.

## Storage

Store at -20°C. DO NOT ALIQUOT

## Clonality

Polyclonal

## Ig Type

Rabbit IgG

## Applications


ELISA, WB, IHC, IF

## Dilutions

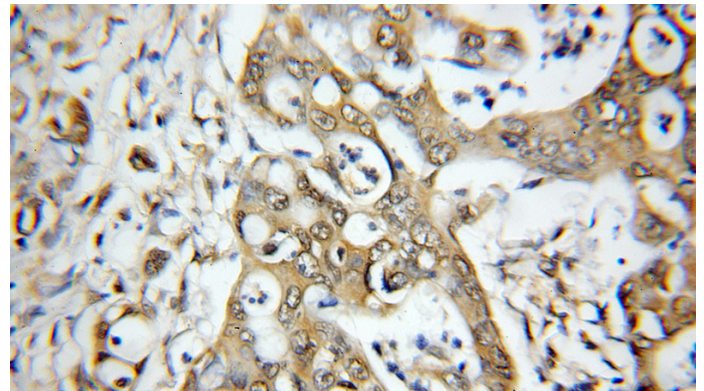
Recommended Dilution:

WB: 1:200-1:2000

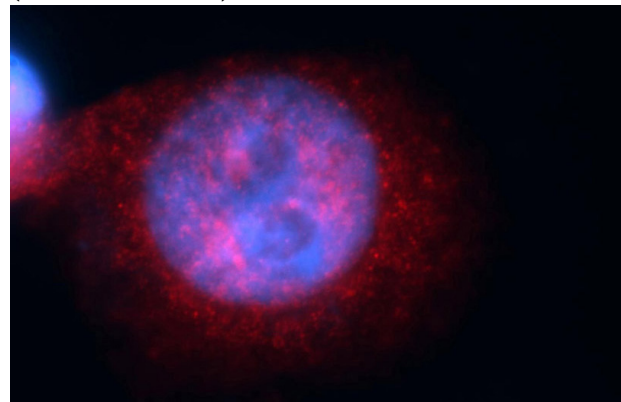
## Validations



PC-3 cells were subjected to SDS PAGE followed by western blot with Catalog No:112679(MAP3K11 antibody) at dilution of 1:200



Immunohistochemical of paraffin-embedded human colon cancer using Catalog No:112679(MAP3K11 antibody) at dilution of 1:50 (under 10x lens)



# MLK3 antibody



Catalog Number: 112679

---

Immunofluorescent analysis of HeLa cells, using MAP3K11 antibody Catalog No:112679 at 1:50 dilution and Rhodamine-labeled goat anti-rabbit

IgG (red). Blue pseudocolor = DAPI (fluorescent DNA dye).