

BRCC3 antibody



Catalog Number: 108579

Product name

BRCC3 antibody

Specificity

Human, Mouse, Rat, Monkey; other species not tested.

Antibody description

BRCC3 Rabbit Polyclonal antibody. Positive IHC detected in human ovary tissue, human brain tissue. Positive WB detected in MCF7 cells, COLO 320 cells, COS-7 cells, HEK-293 cells, mouse skeletal muscle tissue, SH-SY5Y cells. Positive IP detected in mouse heart tissue. Observed molecular weight by Western-blot: 65-70kd

Preparation

This antibody was obtained by immunization of BRCC3 recombinant protein (Accession Number: NM_024332). Purification method: Antigen affinity purified.

Formulation

PBS with 0.02% sodium azide and 50% glycerol pH 7.3.

Storage

Store at -20°C. DO NOT ALIQUOT

Clonality

Polyclonal

Ig Type

Rabbit IgG

Applications

ELISA, WB, IHC, IP

Dilutions


Recommended Dilution:

WB: 1:500-1:5000

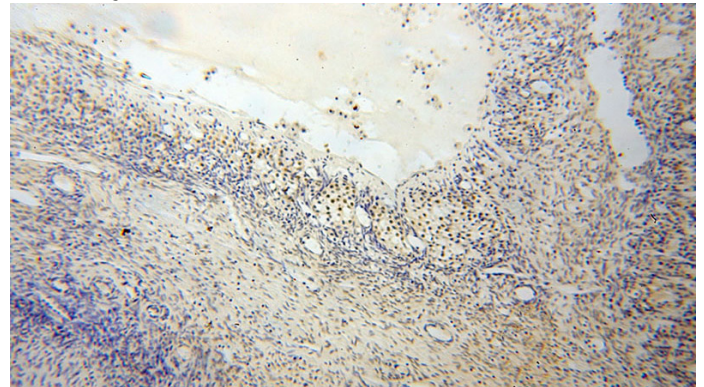
IP: 1:200-1:1000

IHC: 1:20-1:200

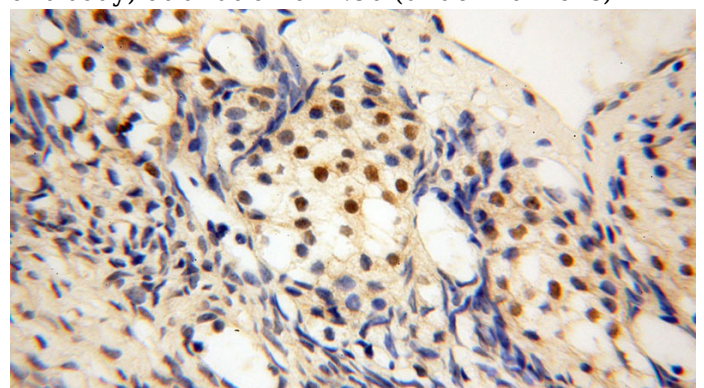
Validations



MCF7 cells were subjected to SDS PAGE followed by western blot with Catalog No:117226(BRCC3 antibody) at dilution of 1:300



Immunohistochemical of paraffin-embedded human ovary using Catalog No:117226(BRCC3 antibody) at dilution of 1:50 (under 10x lens)



BRCC3 antibody

Catalog Number: 108579

Immunohistochemical of paraffin-embedded human ovary using Catalog No:117226(BRCC3 antibody) at dilution of 1:50 (under 40x lens)

IP Result of anti-BRCC3 (IP:Catalog No:117226, 4ug; Detection:Catalog No:117226 1:400) with mouse heart tissue lysate 4000ug.

