

SPOCK2 antibody



Catalog Number: 115579

Product name

SPOCK2 antibody

Specificity

Human; other species not tested.

Antibody description

SPOCK2 Rabbit Polyclonal antibody. Positive IHC detected in human testis tissue. Positive WB detected in Transfected HEK-293 cells.

Preparation

This antibody was obtained by immunization of SP^oCK2 recombinant protein (Accession Number: NM_014767). Purification method: Antigen affinity purified.

Formulation

PBS with 0.1% sodium azide and 50% glycerol pH 7.3.

Storage

Store at -20°C. DO NOT ALIQUOT

Clonality

Polyclonal

Ig Type

Rabbit IgG

Applications

ELISA, WB, IHC

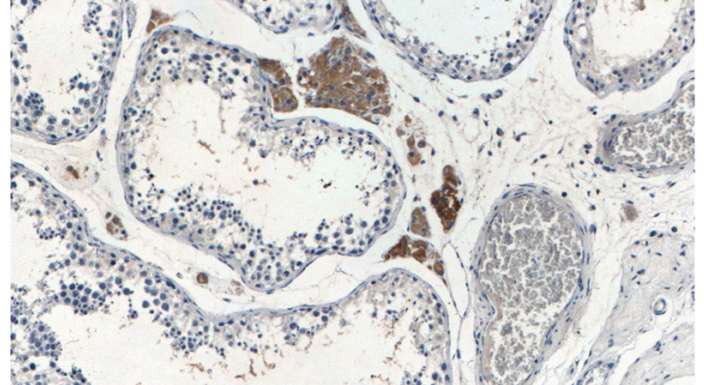
Dilutions

Recommended Dilution:

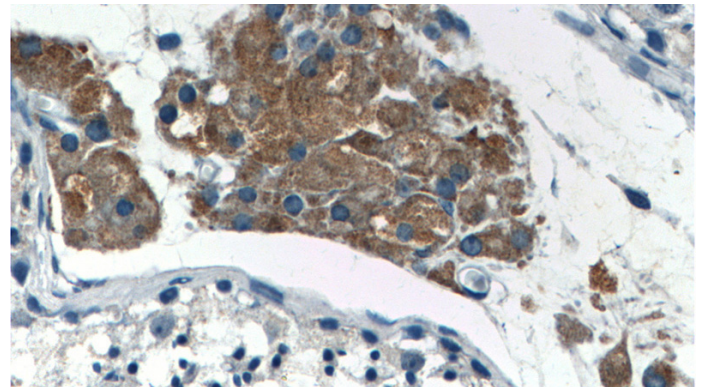
WB: 1:500-1:5000

IHC: 1:50-1:500

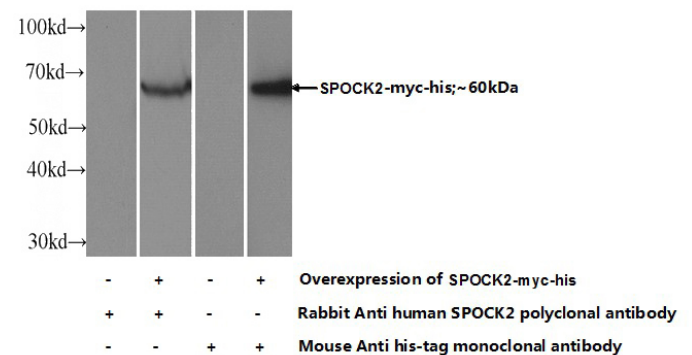
Validations



Immunohistochemistry of paraffin-embedded human testis tissue slide using Catalog No:115579(SPOCK2 Antibody) at dilution of 1:200 (under 10x lens).



Immunohistochemistry of paraffin-embedded human testis tissue slide using Catalog No:115579(SPOCK2 Antibody) at dilution of 1:200 (under 40x lens).



Transfected HEK-293 cells were subjected to SDS PAGE followed by western blot with Catalog No:115579(SPOCK2 Antibody) at dilution of 1:1000