

TTK antibody

Catalog Number: 116479

Product name

TTK antibody

IP: 1:200-1:1000

IF: 1:10-1:100

Specificity

Human, Mouse, Rat; other species not tested.

Antibody description

TTK Rabbit Polyclonal antibody. Positive IF detected in HeLa cells. Positive IP detected in MDA-MB-453s cells. Positive WB detected in MCF-7 cells, HeLa cells. Observed molecular weight by Western-blot: 97 kDa

Preparation

This antibody was obtained by immunization of TTK recombinant protein (Accession Number: XM_011536099). Purification method: Antigen affinity purified.

Formulation

PBS with 0.1% sodium azide and 50% glycerol pH 7.3.

Storage

Store at -20°C. DO NOT ALIQUOT

Clonality

Polyclonal

Ig Type

Rabbit IgG

Applications

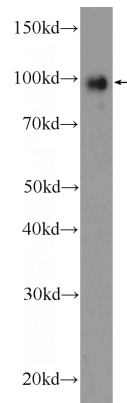
ELISA, WB, IP, IF

Dilutions

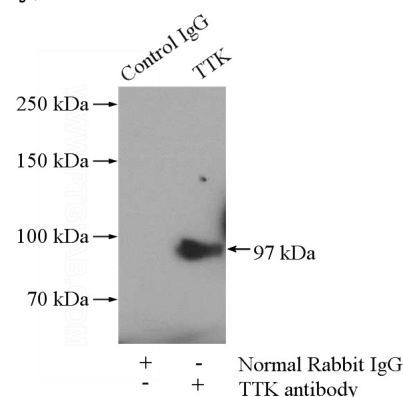
Recommended Dilution:

WB: 1:200-1:1000

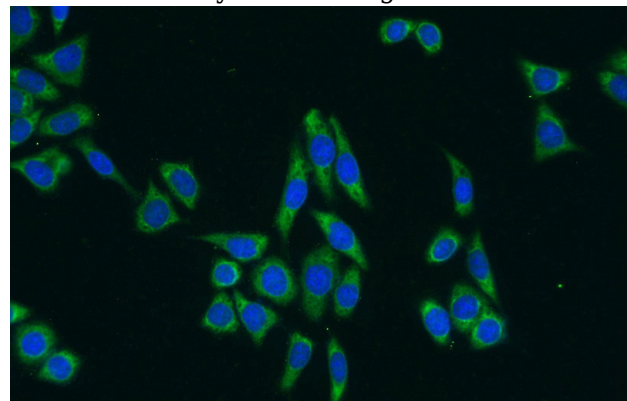
Validations



MCF-7 cells were subjected to SDS PAGE followed by western blot with Catalog No:116479(TTK Antibody) at dilution of 1:300



IP Result of anti-TTK (IP:Catalog No:116479, 4ug; Detection:Catalog No:116479 1:300) with MDA-MB-453s cells lysate 2800ug.



Immunofluorescent analysis of (-20oc Ethanol) fixed HeLa cells using Catalog No:116479(TTK

TTK antibody



Catalog Number: 116479

Antibody) at dilution of 1:25 and Alexa Fluor 488- conjugated AffiniPure Goat Anti-Rabbit IgG(H+L)