

HMGB2 antibody



Catalog Number: 111479

Product name

HMGB2 antibody

IP: 1:200-1:2000

IHC: 1:20-1:200


Specificity

Human, Mouse, Rat; other species not tested.

Antibody description

HMGB2 Rabbit Polyclonal antibody. Positive IP detected in HEK-293 cells. Positive WB detected in Jurkat cells, HEK-293 cells, HL-60 cells, human cerebellum tissue, K-562 cells. Positive IHC detected in human brain tissue. Observed molecular weight by Western-blot: 33-35 kDa

Validations



Preparation

This antibody was obtained by immunization of HMGB2 recombinant protein (Accession Number: NM_001130688). Purification method: Antigen affinity purified.

Jurkat cells were subjected to SDS PAGE followed by western blot with Catalog No:111479(HMGB2 antibody) at dilution of 1:600

Formulation

PBS with 0.02% sodium azide and 50% glycerol pH 7.3.

Storage

Store at -20°C. DO NOT ALIQUOT

Clonality

Polyclonal

Ig Type

Rabbit IgG

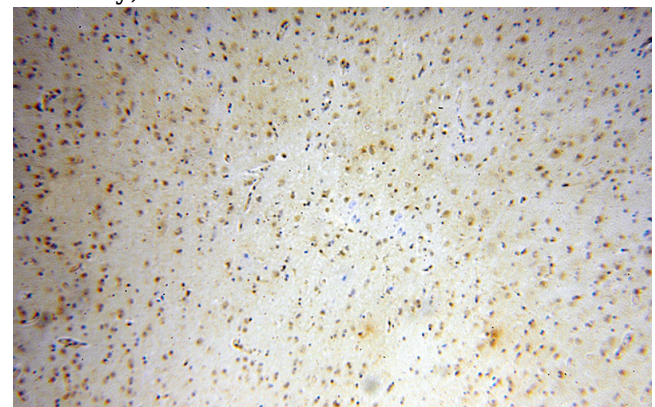
Applications

ELISA, WB, IHC, IP

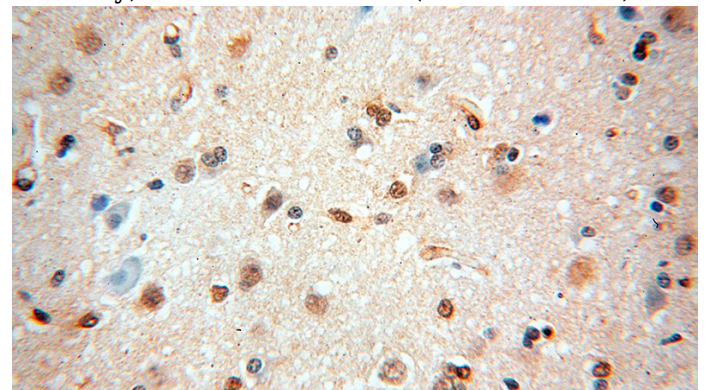
Dilutions

Recommended Dilution:

WB: 1:500-1:5000



Immunohistochemical of paraffin-embedded human brain using Catalog No:111479(HMGB2 antibody) at dilution of 1:100 (under 10x lens)

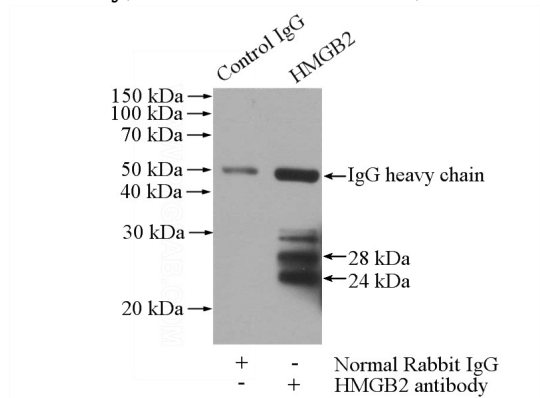


Immunohistochemical of paraffin-embedded human brain using Catalog No:111479(HMGB2

HMGB2 antibody

Catalog Number: 111479

antibody) at dilution of 1:100 (under 40x lens)



IP Result of anti-HMGB2 (IP:Catalog No:111479, 4ug; Detection:Catalog No:111479 1:500) with HEK-293 cells lysate 1200ug.