

DDAH2 antibody

Catalog Number: 109769

Product name

DDAH2 antibody

IP: 1:200-1:2000

IHC: 1:20-1:200

Specificity

Human, Mouse, Rat; other species not tested.

Antibody description

DDAH2 Rabbit Polyclonal antibody. Positive IP detected in COLO 320 cells. Positive WB detected in human heart tissue. Positive IHC detected in human colon cancer tissue. Observed molecular weight by Western-blot: 30-40 kDa

Preparation

This antibody was obtained by immunization of DDAH2 recombinant protein (Accession Number: NM_001303008). Purification method: Antigen affinity purified.

Formulation

PBS with 0.02% sodium azide and 50% glycerol pH 7.3.

Storage

Store at -20°C. DO NOT ALIQUOT

Clonality

Polyclonal

Ig Type

Rabbit IgG

Applications


ELISA, WB, IHC, IP

Dilutions

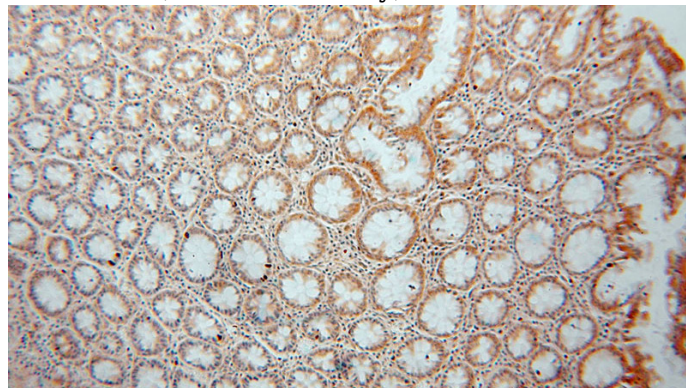
Recommended Dilution:

WB: 1:200-1:2000

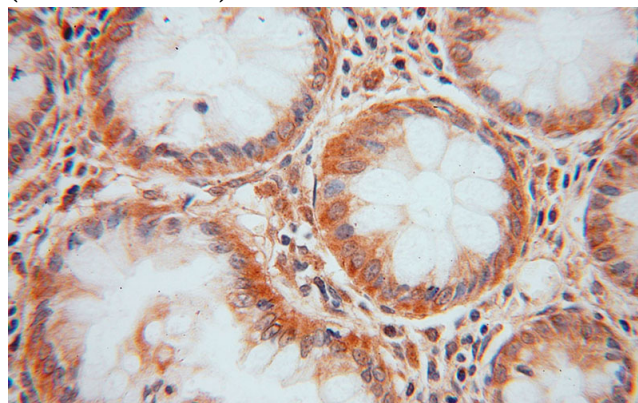
Validations



human heart tissue were subjected to SDS PAGE followed by western blot with Catalog No:109769(DDAH2 antibody) at dilution of 1:500



Immunohistochemical of paraffin-embedded human colon cancer using Catalog No:109769(DDAH2 antibody) at dilution of 1:50 (under 10x lens)



Immunohistochemical of paraffin-embedded

DDAH2 antibody

Catalog Number: 109769

human colon cancer using Catalog No:109769(DDAH2 antibody) at dilution of 1:50 (under 40x lens)

IP Result of anti-DDAH2 (IP:Catalog No:109769, 3ug; Detection:Catalog No:109769 1:500) with COLO 320 cells lysate 2000ug.

