

cyclin I antibody

Catalog Number: 109669

Product name

cyclin I antibody

Specificity

Human, Mouse, Rat; other species not tested.

Antibody description

cyclin I Rabbit Polyclonal antibody. Positive WB detected in mouse brain tissue, human brain tissue, rat skeletal muscle tissue. Positive IHC detected in human heart tissue, human brain tissue, human liver tissue, human lung tissue, human ovary tissue, human placenta tissue, human spleen tissue, human testis tissue. Observed molecular weight by Western-blot: 43 kDa

Preparation

This antibody was obtained by immunization of cyclin I recombinant protein (Accession Number: NM_006835). Purification method: Antigen affinity purified.

Formulation

PBS with 0.02% sodium azide and 50% glycerol pH 7.3.

Storage

Store at -20°C. DO NOT ALIQUOT

Clonality

Polyclonal

Ig Type

Rabbit IgG

Applications

ELISA, IHC, WB

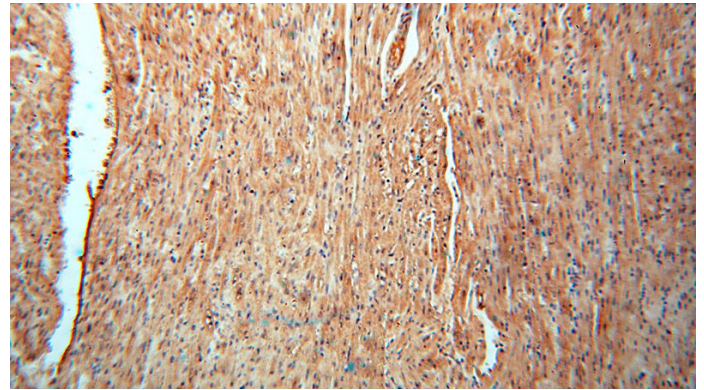
Dilutions

Recommended Dilution:

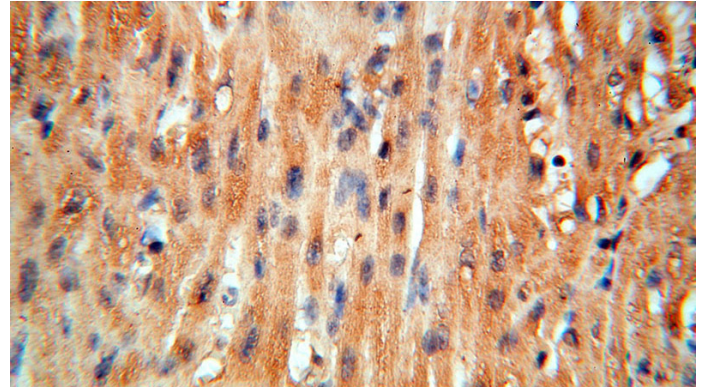
WB: 1:500-1:5000

IHC: 1:20-1:200

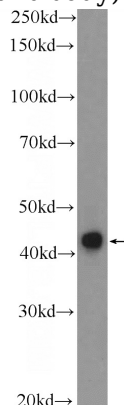
Validations



Immunohistochemical of paraffin-embedded human heart using Catalog No:109669(CCNI antibody) at dilution of 1:50 (under 10x lens)



Immunohistochemical of paraffin-embedded human heart using Catalog No:109669(CCNI antibody) at dilution of 1:50 (under 40x lens)



mouse brain tissue were subjected to SDS PAGE

cyclin I antibody



Catalog Number: 109669

followed by western blot with Catalog

No:109669(CCNI Antibody) at dilution of 1:1000