

IFT52 antibody

Catalog Number: 111669

Product name

IFT52 antibody

IP: 1:500-1:5000

IF: 1:10-1:100

Specificity

Human, Mouse, Rat, Dog; other species not tested.

Antibody description

IFT52 Rabbit Polyclonal antibody. Positive IF detected in Hela cells. Positive WB detected in MDCK cells, human testis tissue, mouse testis tissue. Positive IP detected in mouse testis tissue, HeLa cells. Observed molecular weight by Western-blot: 50kd

Preparation

This antibody was obtained by immunization of IFT52 recombinant protein (Accession Number: NM_016004). Purification method: Antigen affinity purified.

Formulation

PBS with 0.02% sodium azide and 50% glycerol pH 7.3.

Storage

Store at -20°C. DO NOT ALIQUOT

Clonality

Polyclonal

Ig Type

Rabbit IgG

Applications

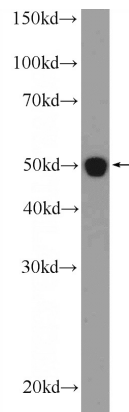
ELISA, IF, WB, IP

Dilutions

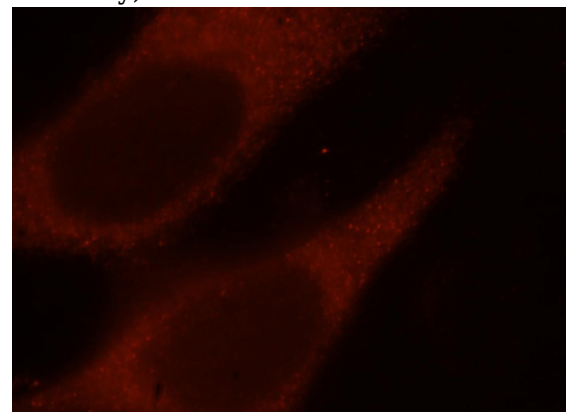
Recommended Dilution:

WB: 1:200-1:2000

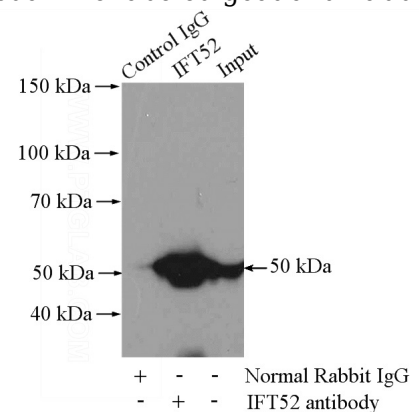
Validations



MDCK cells were subjected to SDS PAGE followed by western blot with Catalog No:111669(IFT52 Antibody) at dilution of 1:600



Immunofluorescent analysis of Hela cells, using IFT52 antibody Catalog No:111669 at 1:25 dilution and Rhodamine-labeled goat anti-rabbit



IgG (red).

IP Result of anti-IFT52 (IP:Catalog No:111669,

IFT52 antibody



Catalog Number: 111669

4ug; Detection:Catalog No:111669 1:1000) with mouse testis tissue lysate 4000ug.